



Public Health
Prevent. Promote. Protect.

Hendricks County Health Department

2023 Annual Report

Table of Contents

Workforce	3
Finances	4
Environmental Health	5
Food Protection	6
Vital Records	7
Public Health Nursing	8
Healthy Families	9
Health First Indiana	10
Community Outreach & Education	11
Health Partnership	13
Preparedness	14

2023 Health Department Workforce Statistics



Public Health
Prevent. Promote. Protect.

Hendricks County Health Department

Mission Statement

Protect the Hendricks County community through public health promotion and disease prevention.

Vision Statement

Lead the Hendricks County community to optimal health.

Hendricks County Board of Health

Dr. Andrew Cougill
President of the Board

David Hardin
Vice President of the Board

Dr. Chrystal Anderson

Debra Campbell

Dr. Larry Caskey

Brian Cobb

Bruce Dillon

County Council Liaison to Board of Health

Larry Hesson

Health Officer

Dr. David Stopperich

Administrator

Krista Click

Team Leaders

Anne Archer, Outreach
Lisa Chandler, Env Health-Foods
Ginger Harrington, Env Health-Septics
Nicole Oppy, Public Health Nursing
Leanna Truitt, Healthy Families

Environmental, Nursing and Healthy Families

Staff..... 31

Full Time Staff 28

Part Time Staff..... 3

New Staff Hired..... 4

Staff Positions

- Health Officer 1
- Administrator..... 1
- Public Health Nurses 7
- Environmental Health
Specialists 8
- Vital Records Registrar..... 1
- Health Educator..... 2
- Preparedness Staff 1
- Healthy Families Staff 4
- Support Staff 4
- Seasonal Staff..... 2

New Staff Positions

Full Time..... 1 (Healthy Families)

Part Time 0

2023 Finances



Public Health
Prevent. Promote. Protect.

Hendricks County Health Department

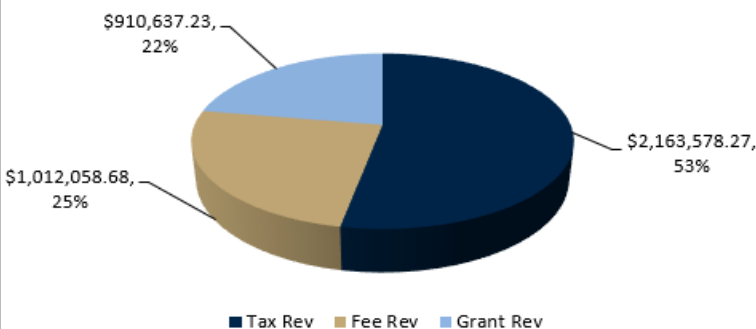
Fund	Name	Beginning Balance 1/1/2023	Receipts	Expenditures	Ending Balance 12/31/2023
1159	Health	3,380,891.42	2,888,900.53	1,851,050.08	4,418,741.87
*1168	Local Health Maintenance	351,514.36	72,672.00	10,680.80	413,505.56
*1206	Local Health Dept Trust	42,634.38	63,578.59	95,860.52	10,352.45
4014	Child Health & Other Services	247,927.97	264,816.92	239,417.95	273,326.94
7106	Coroner's Training & Cont Edu	1,642.50	21,919.50	21,589.50	1,972.50
**8115	BT PREP Base (93.069 Base)	(14,860.52)	9,176.22	9,176.26	(14,860.56)
**8116	CRI Preparedness (93.069 CRI)	(13,694.65)	51,193.19	63,042.40	(25,543.86)
**8130	Immunization (93.268 & 93539)	(32,127.83)	121,376.23	89,248.40	0.00
**8131	93.268 Immunization Coop R	0.00	106,851.25	191,576.34	(84,725.09)
*8135	MRC Grant (93.008 CBA MRC 13-1193)	9,031.24	900.00	9,078.38	852.86
*8138	Medical Reserve Corp (93.008)	593.17	350.00	683.17	260.00
*8142	93.103 FDA-AFDO	4,508.09	0.00	0.00	4,508.09
*8148	Ebola Supplemental (93.074)	1,821.07	0.00	0.00	1,821.07
**8149	Healthy Families TANF (93.558)	78,352.13	158,468.80	243,410.65	(6,589.72)
**8168	Coronavirus St Recovery Fund (Lead)	0.00	13,212.60	4,378.73	8,833.87
*8904	CARES (21.019 & 93.323)	133,966.22	0.00	0.00	133,966.22
*8905	Immunization Coop Agreement	13,968.03	0.00	5,998.94	7,969.09
**8906	Immun & Vacc for Child COVID	(17,854.11)	99,689.15	80,604.70	1,230.34
***8950	ARP Coronavirus Local Fis Rec	97,961.80	157,600.00	60,218.25	195,343.55
**9121	Healthy Families Local	122,798.10	68,781.80	11,440.67	180,139.23
Totals		\$4,409,073.37	\$4,099,486.78	\$2,987,455.74	\$5,521,104.41

* Grants

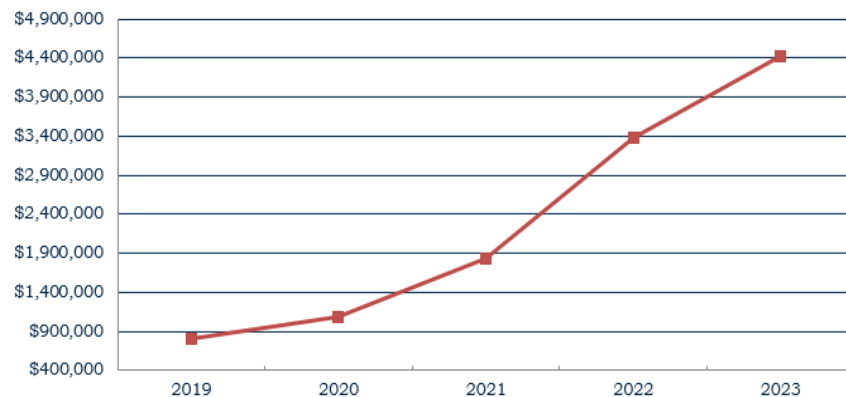
** Reimbursable Grants - Reimbursement may occur in the following year.

*** Funds allocated to the county, appropriated to the Health Department

2023 Health Department Revenue Sources



1159 Health Fund Ending Balance



Taxes					
Commercial					
Year	Vehicle Excise	Financial Institution	License Excise	Property	Year Total
2019	\$3,245.40	\$990.59	\$61,498.18	\$649,145.85	\$714,880.02
2020	\$5,533.90	\$1,928.56	\$117,255.42	\$1,200,347.70	\$1,325,065.58
2021	\$5,735.96	\$2,413.17	\$127,993.74	\$1,366,122.42	\$1,502,265.29
2022	\$7,956.90	\$3,659.39	\$168,206.94	\$2,012,621.35	\$2,192,444.58
2023	\$7,814.44	\$2,974.81	\$148,529.76	\$2,004,259.26	\$2,163,578.27

2023 Environmental Health Facts and Figures



Public Health
Prevent. Promote. Protect.

Hendricks County Health Department

Permitting Statistics

Permits Issued	940
Body Modification.....	114
Onsite (Septic).....	113
Semi-Public/Public Pool.....	144
Solid Waste	2
Well/Pump	567

Inspection Statistics

Inspections Conducted	2081
Semi-Public/Public Pool	1301
Onsite (Septic) Construction	444
Well/Pump.....	150
Body Modification.....	134
Solid Waste.....	52

Complaint Statistics

Newly Received Complaints	280
Top Complaints	
1. Food	
2. Property	
3. Septic	
Actions Taken on Complaints.....	729
Complaints Closed	265
Gallons of Untreated Sewage Prevented from Direct Discharge	2,463,750

Vector Control Statistics

Mosquito Complaints Investigated	9
Traps Set	29
Female Mosquitos Collected.....	715
Samples sent to IDOH	10
Positive West Nile Virus Samples	3

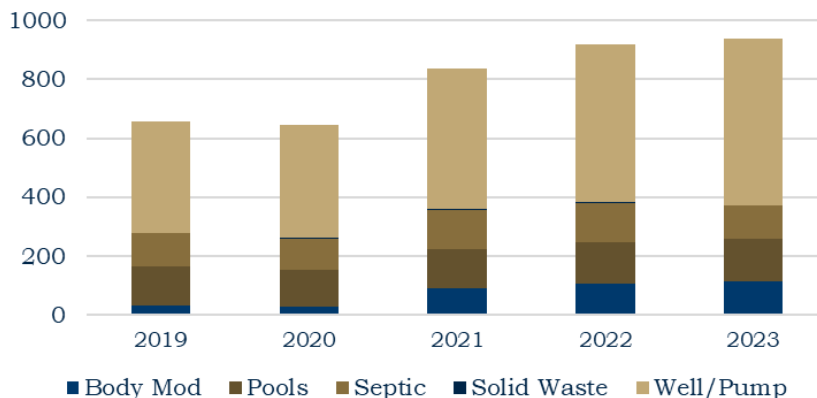
Enforcement Statistics

Enforcement Letters Mailed	
Body Modification.....	3
Complaints	19
Pools	2
Septic.....	37
Wells.....	3
Food—Habitual Non Compliance	60
Administrative Food Hearings	4

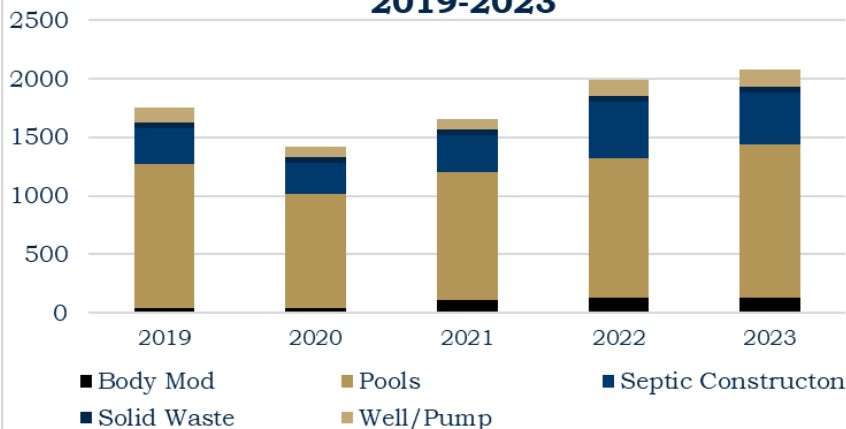
Freedom of Information

Number of Responses	80
----------------------------------	----

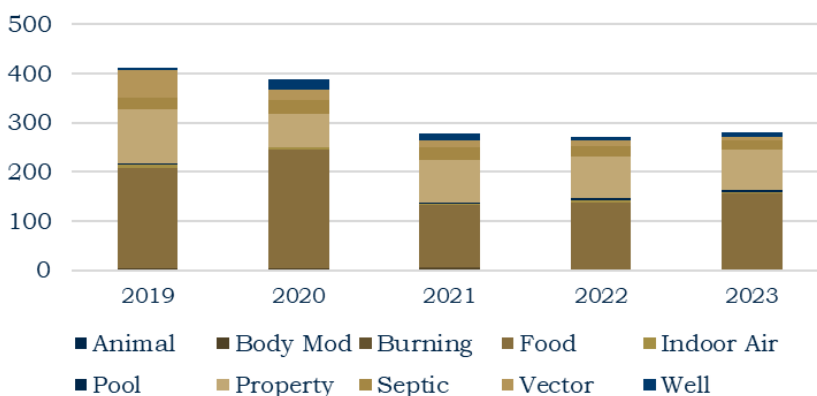
**Environmental Permits Issued
2019-2023**



**Environmental Inspections
2019-2023**



**Environmental Complaints
2019-2023**



2023 Food Protection Facts and Figures



Public Health
Prevent. Promote. Protect.

Hendricks County Health Department

Permitting Statistics

Permits Issued.....	1259
Retail Food Permits	718
Temporary Food Permits.....	405
Mobile Food Permits.....	108
Farmers Market Permits	28

Food Safety Statistics

Inspections	2039
Routine Inspections.....	1555
Follow-Up Inspections.....	316
Complaint Inspections.....	59
Pre-Operational Inspections.....	103
Other Inspections.....	6

Documented Violations	5816
Critical Violations.....	1699

Top Critical Violations

1. Soiled Equipment/Food Contact Surfaces
2. Improper Sanitizer Concentration
3. Temperature Control

Documented Complaints.....	155
-----------------------------------	------------

Top Complaints

1. Foodborne illness
2. Pest activity
3. Improper employee practices

Top Towns with Most Opening Restaurants

1. Plainfield.....17
2. Avon.....15
3. Brownsburg.....13

Farmers Markets in County	7
Inspections completed	27

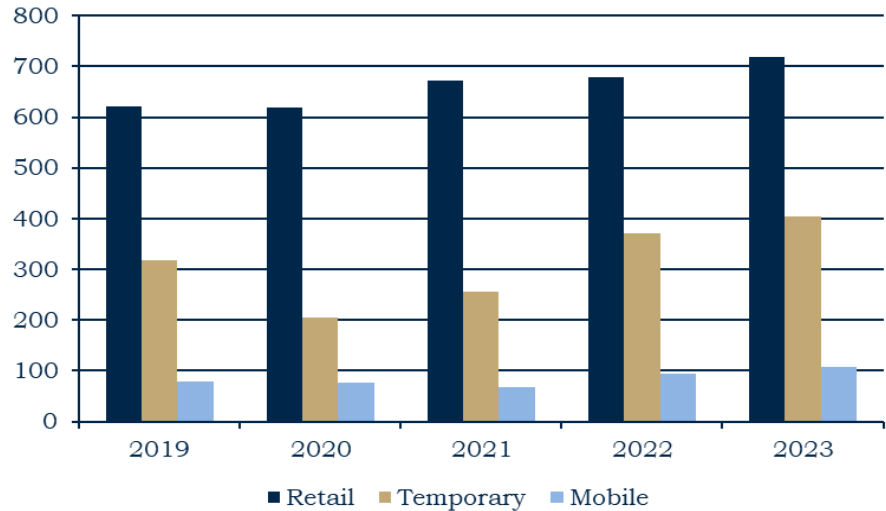
Temporary Food Inspections.....	302
Number of events.....	118

Food Protection Permits,

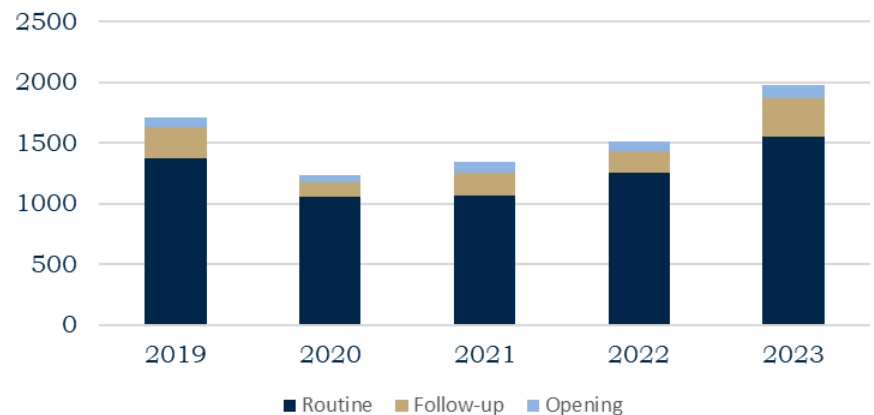
Penalties, and Fees.....\$200,925.00

Fines Assessed.....	\$24,675.00
---------------------	-------------

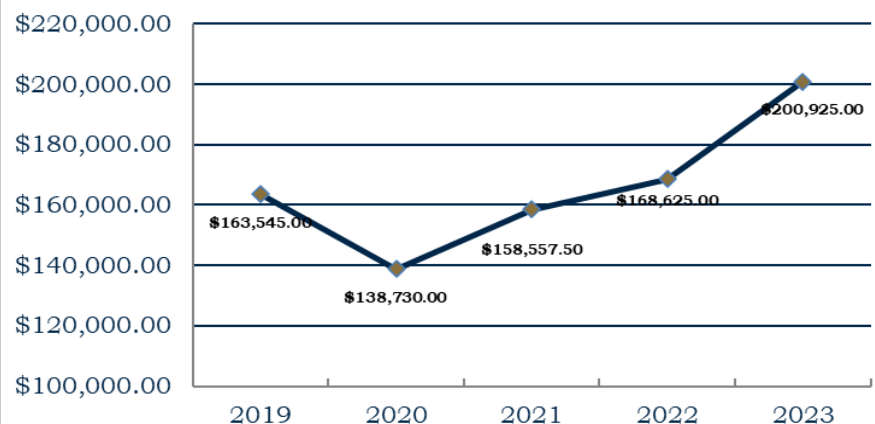
**Food Protection Permits Issued
2019-2023**



**Food Protection Program Inspections
2019-2023**



Food Protection Revenue



2023 Vital Records Statistics



Public Health
Prevent. Promote. Protect.

Hendricks County Health Department

Birth Statistics

Births in County	2,443
Birth Certificates Issued	4,472
Home Births	5
Paternity Affidavits Filed	44

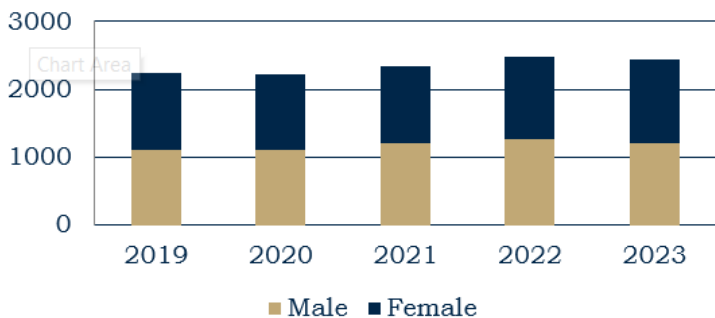
Top Girls' Names

1. Amelia
2. Harper
3. Willow
4. Violet
5. Charlotte, Hazel

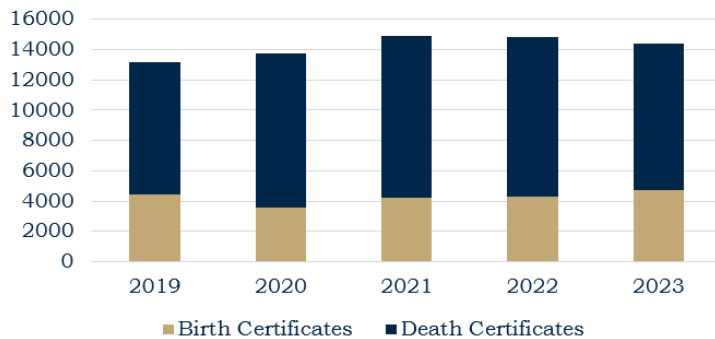
Top Boys' Names

1. Liam
2. Maverick
3. Hudson
4. James
5. Elijah

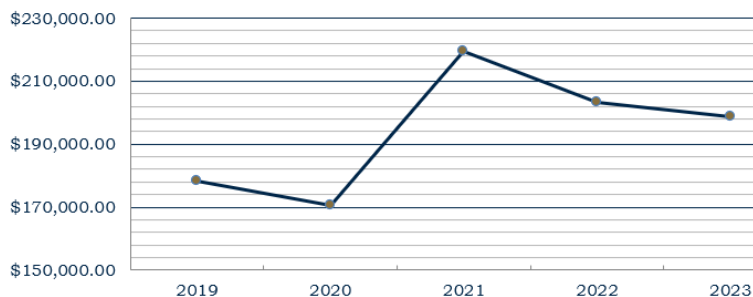
Births



Vital Records Documents Issued 2019-2023



Vital Records Revenue



Death Statistics

Deaths in County	1,676
Deaths due to Cancer	402
Death Certificates Issued	9,641
Genealogy Searches	13
Oldest Person	105

Leading Causes of Death

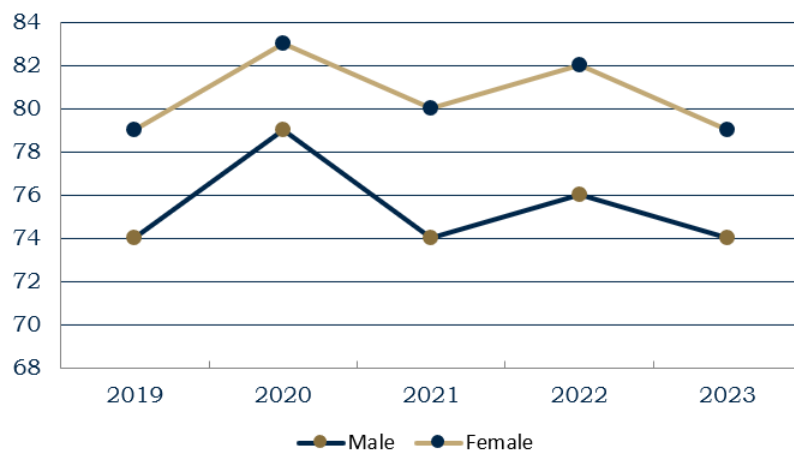
- | | |
|--|---------------------------|
| 1. Dementia/Malnutrition (250) | 6. Pneumonia (76) |
| 2. Congestive Heart Failure (160) | 6. Stroke (76) |
| 3. Coronary Artery Disease/Myocardial Infarction (142) | 8. Sepsis (71) |
| 4. Lung Cancer (102) | 9. Colorectal Cancer (48) |
| 5. COPD (90) | 10. Renal Failure (39) |

Fetal Deaths..... 8

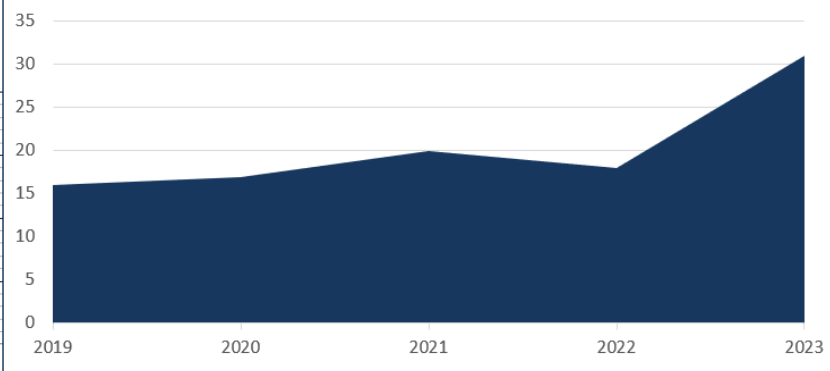
Leading Causes of Fetal Deaths

1. Unknown (4)
2. Oligohydramnios (2- fetal growth restriction, placental insufficiency)
3. Chorioamnionitis (1), Cord around neck and body (1)

Median Age of Death



Suicides



2023 Nursing Division Facts and Figures



Public Health
Prevent. Promote. Protect.

Hendricks County Health Department

Immunization Clinic Statistics

Patients Immunized.....2, 716

Number of Vaccines Given.....7, 370

Child.....5, 805

Adult.....1,565

Seasonal Influenza.....867

Covid.....954

Vaccination Coverage

Children 19 to 35 months.....78%

Communicable Disease Statistics

Confirmed Cases.....3, 020

New Cases of Communicable Disease*

1. COVID-19.....2,034

2. Chlamydia.....524*

3. Hepatitis C, chronic.....25*

4. Gonorrhea.....121*

5. Adult Syphilis.....37*

5. Campylobacteriosis.....19

6. Salmonellosis.....15

7. Hepatitis B, chronic.....6*

8. Strep Pneumoniae, invasive.....12

9. Stetococcal disease, invasive, Group A.....11

10. Legionellosis.....10

*Preliminary case counts.

Only includes diseases with 5 or more cases.

Additional Services Statistics

Hemoglobin Test.....17

Lead Tests.....52

Tuberculin Skin Tests.....9

Blood Draws.....165

Postpartum Education Referrals.....1

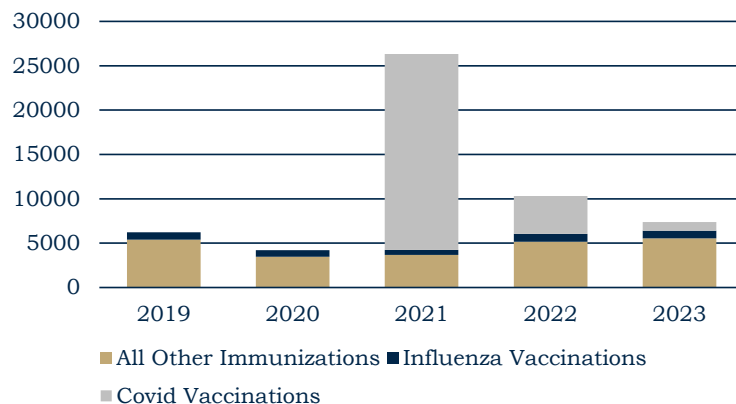
NaloxBox.....317

Animal Bite Investigations.....369

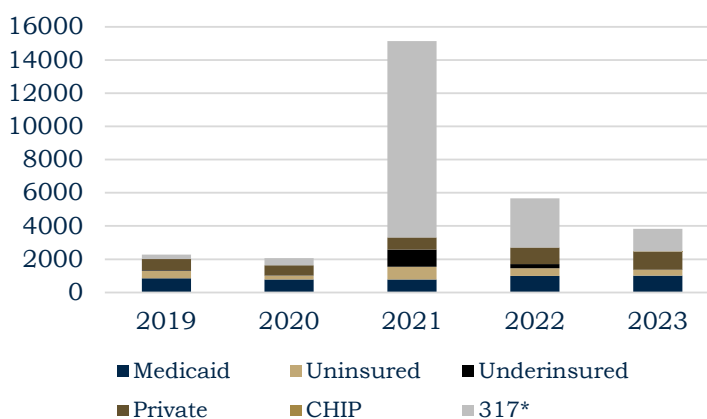
Empty Sharps Container Given Away587

Full Sharps Containers Received.....431

**Immunizations Given Through
Health Department 2019-2023**

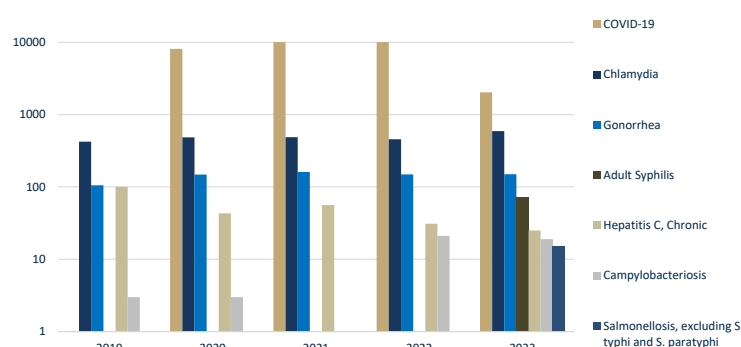


**2019-2023 Patients by Eligibility
Groups**



*317 Represents adult uninsured patients 19 years and older

**Confirmed Cases of Communicable Diseases in Hendricks County
2019-2023**



2023 Healthy Families Facts and Figures



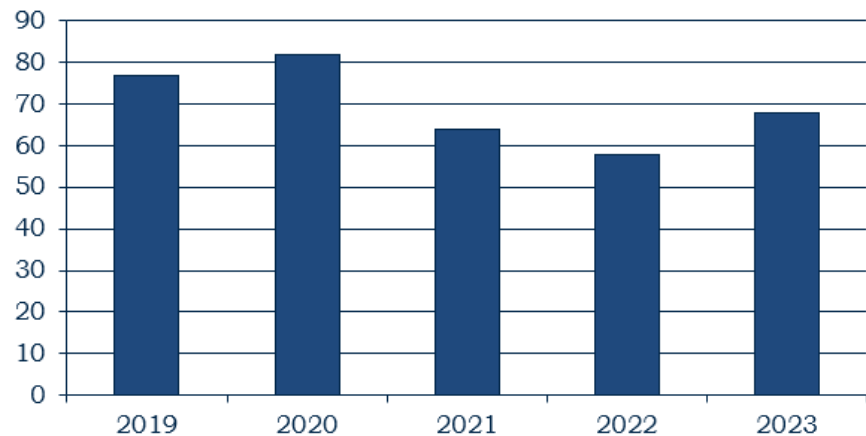
Public Health
Prevent. Promote. Protect.

Hendricks County Health Department

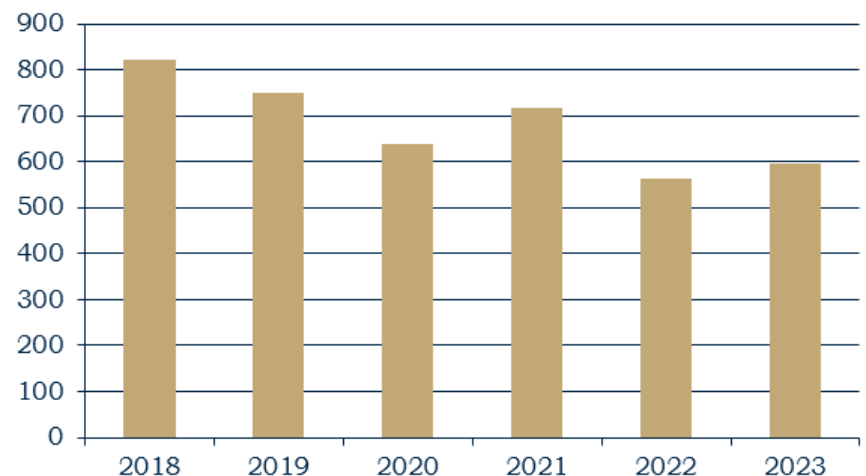
Program Statistics

- Referrals/Screens249
- Community Referrals859
- Assessments30
- Enrollments24
- Children Graduating or Aging Out of Program22
- Target Children Served56
- Families Served56
- Home Visits596
- Children Referred for Developmental Delays23
- Children Up-to-Date on Immunizations92%
- Families with a Designated Medical Home100%
- Substantiated Cases of Child Neglect or Abuse1
- Families with At Least One Parent Employed22
- Families with At Least One Parent Enrolled in School3

Number of Families Served 2019-2023



Home Visits 2019-2023



Program Activities

- Annual Institute for Strengthening Families Training
- Participated in annual reflected supervision groups
- All staff completed Great Beginnings Prenatal Training
- April Prevent Child Abuse Awareness Month Pinwheel gardens
- Increased funding for Language Services

Program Highlights

- Provided Holiday sponsorship for all target children and siblings under 18.
- New funding opportunities
- Ability to provide home visits to non English speaking families
- Completed Self Study for 2024 Accreditation Process
- Added Full-Time Family Support Specialist



Background

Hendricks County has opted in to "Health First Indiana" public health initiative. The goal was to identify strengths and weaknesses and develop strategies to ensure that all Hoosiers have access to core public health services that help prevent disease and promote positive health outcomes.

Positions to be funded:

- Public Health Education
- Fatality Review
- School Health
- Sexually Transmitted Infection Prevention
- Chronic Disease Prevention/ Wellness
- Environmental Health
- Tobacco Prevention and Cessation
- Data, Metrics/ Improvement Efforts
- Resource Navigation
- Vital Records
- Financial/ Contract Management

Additional Fund Usage

The funding will position Hendricks County to work with partners to better improve access to services and address important health issues that impact residents' life expectancy and health outcomes.

The Hendricks County Health Department values each of our partners and the work they do to improve our communities. We will continue to dedicate our time and efforts towards improving and utilizing community partnerships such as the Hendricks County Health Partnership, and look forward to the progress we will make together.

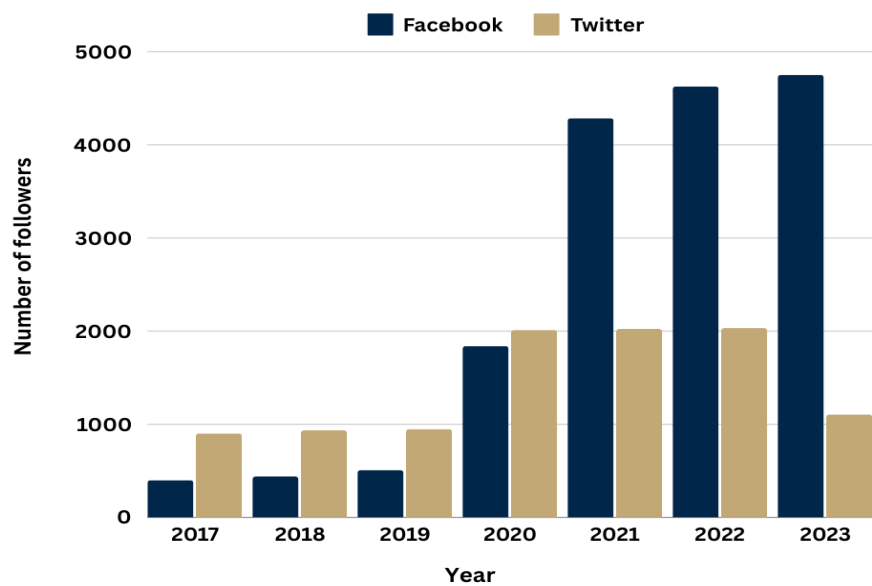
For more information on Health First Indiana, visit www.healthfirstindiana.com

To learn more about Health First Indiana in Hendricks County, visit bit.ly/Health1stHendricksCounty

To become involved with the Hendricks County Health Partnership, visit hendrickshealthpartnership.org

2023 Community Outreach & Education

HCHD Annual Social Media Followers



HCHD Social Media and Marketing

*Due to changes on the platform, we no longer have the ability to see our Twitter insights. As such, we will no longer be able to report this metric.

Overall Facebook Reach.....	18,900
Link Clicks (New).....	137 (17.1%)
Message Response Rate (New).....	100%
Average Response Time (New).....	2Hr 23Min
Average Number of Views from Top 10 Performing Posts.....	1,686.3
Number of Posts:	43
Press Releases.....	6

- Press releases included information on a variety of public health topics such as; Seasonal vector control, septic system maintenance, and other relevant announcements.

Community Outreach or Education Events

- 5 Tox Away Days in partnership with Hendricks County Solid Waste Management District.
- Attended community events such as the Hendricks County 4H Fair, 3 National Night Outs, and Plainfield Public Safety Day.

Outreach Highlights

- Distributed 9,000+ COVID-19 home test kits to community members and organizations.
- Collected and donated over 300 pounds of food to food pantries through a food drive.
- Collected and donated 63 new hats and 112 sets of gloves/mittens for the community.
- Assembled and distributed approximately 400 respiratory illness prevention kits during flu season.

2023 Community Outreach & Education

2023 Naloxone Rescue Kit — Grant Activity Highlights

The Hendricks County Health Department had 94 remaining Nasal Naloxone Rescue Kits through a grant from the Indiana State Department of Health received in late 2021. 31 kits doses of naloxone were distributed throughout the grant cycle in 2023. Trained 50 Hendricks County laypersons or agency professionals in 2023, including laypersons, community organizations and businesses, and housing facilities. The Health Department utilized a second grant through Overdose Lifeline to provide 24/7 accessible naloxone through Naloxboxes in Brownsburg, Avon, and Plainfield. Through this program, we distributed approximately 266 doses of Naloxone in 2023.



Hendricks County Solid Waste Management District — Collaboration

Hendricks County SAFE SHARPS DISPOSAL PROGRAM

STEP 1

Pick up an empty sharps container at the Hendricks Co. Health Department (355 S. Washington Street, Danville)

STEP 2

Fill the sharps container with sharps (syringes, needles, lancets, etc.) only

STEP 3

Return the full sharps container to the Hendricks Co. Health Department and exchange it for an empty one

Hendricks County Health Department

Phone: (317) 745-9222

Hours: 8am-4pm, Monday-Friday

healthdepartment@co.hendricks.in.us

This program is a partnership of:

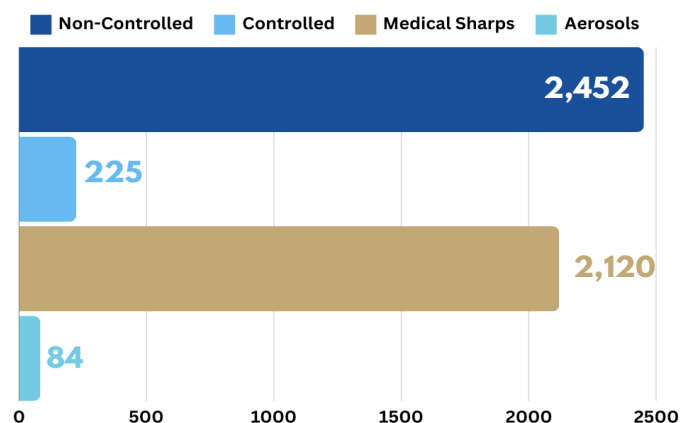


Hendricks County
Solid Waste Management District

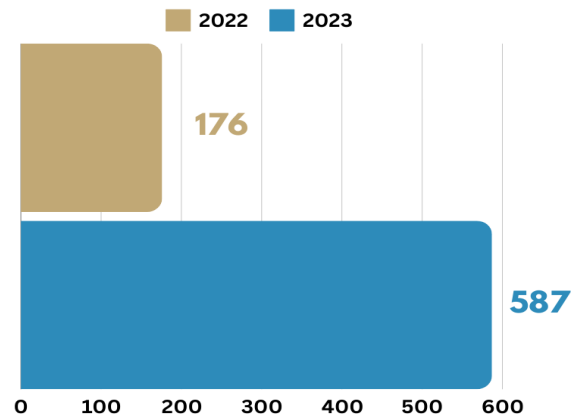


Public Health
Prevent. Promote. Protect.
Hendricks County Health Department

Pounds Collected at 2023 Tox Away Days



SHARPS CONTAINERS GIVEN



2023 Health Partnership



Hendricks County Health Partnership

Partnership Training Events—Topics

- Housing Equity
- Advancing the Human Rights of Mothers Experiencing Incarceration
- Human Trafficking: Identification and Collaborative Support for Victims and Survivors
- Community Behavioral Health Action Plan Strategy

Partnership Media Outreach

Facebook Page Likes.....628 Website Visitors.....15,892

FB Post Reach Avg...530.3/mo Website Views.....30,159

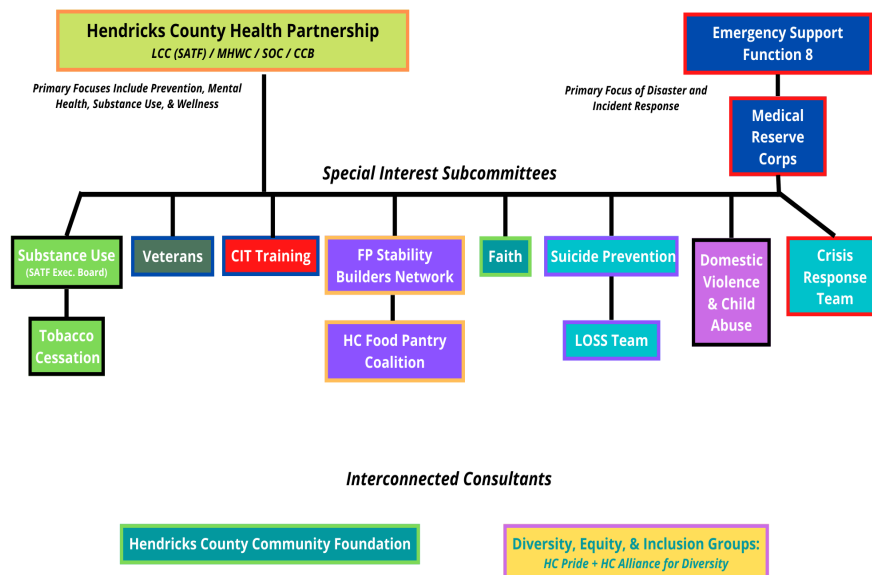
HCHP Local Coalition Updates

In 2022, the Hendricks County Health Partnership collaborated with the Hendricks County Community Foundation and other community leaders to create a community-based action plan to equitably address behavioral health needs in Hendricks County through the use of American Rescue Plan Act funds. The goal of this initiative was to ensure that all residents have access to behavioral health and substance use services to be mentally healthy, free of addiction, or on the path to recovery. In 2023, we began implementing this plan by employing various strategies that would target specific needs. The Partnership is proud to report that in 2023, we were able to accomplish the following:

Partnership Accomplishments

1. Hire a full-time behavioral health resource navigator and client advocate based at our local homelessness prevention agency, Family Promise.
2. Train pastors on the basic knowledge of mental health and signs of distress through a series of workshops
3. Trains Hendricks County employers on mental health and substance use awareness, resources, and mental health first aid techniques.
4. Host a series of free art and music classes to those in drug-addiction therapy and mental health therapy through partnership with the Hendricks County Art Council.

Hendricks County - Collaborative Efforts Flow Chart



Preparedness Activities

- Conducted tabletop exercises on setting up and running Family Assistance Centers
- Participated in tabletop exercise on a mass fatality event
- Attended 2023 NACCHO National Preparedness Summit in Atlanta and presented on post COVID MRC activities
- Moved AM transmitter to new jail and formed a committee to oversee programming and broadcasting
- Assisted in Avon Schools Reunification exercise
- Received additional supplies for response trailer and organized the contents for ease of deployment
- Helped set up and facilitate a flu vaccination clinic
- Attended several meetings and training sessions based on the 2024 total solar eclipse
- Facilitated quarterly ESF 8 meetings

Community Group Partnerships

- Emergency Support Function (ESF) 8-Health and Medical resources in Hendricks County
- Hendricks County School Safety Task Force
- Hendricks County Emergency Medical Services Chiefs
- Hendricks County Healthcare Related Facility Taskforce
- District 5 Healthcare Coalition
- District 5 Public Health Preparedness Coordinators
- Hendricks Regional Hospital Emergency Preparedness Committee
- Hendricks County Emergency Management Agency
- Local Emergency Preparedness Committee (LEPC)
- American Red Cross
- Salvation Army
- Hendricks County Amateur Radio Emergency Services (HCARES)

Medical Reserve Corps

- **Volunteers logged a total of 970 hours in 8 different categories including training, Community Events, Crisis Response Team activation, meetings recruitment, and vaccination clinics, Stop the Bleed training and CPR training**
- Sponsored CPR training for general public training 138 individuals
- Conducted Stop the Bleed training for the public training 194 individuals
- Participated in recruitment events in Brownsburg and Plainfield
- Conducted 4 quarterly meetings/trainings
- Crisis Response Team logged 38 hours in response
- Started Community Emergency Response Team (CERT) training
- Participated in Plainfield Back your Badge marathon



Public Health

Prevent. Promote. Protect.

Hendricks County Health Department

**355 South Washington Street
Danville, Indiana 46122**

Environmental Health

Phone: (317) 745-9217

Fax: (317) 745-9218

Public Health Nursing

Phone: (317) 745-9222

Fax: (317) 745-9383

www.co.hendricks.in.us/health.html

Facebook: @HendricksHealthDept

Twitter: @Hendricks_Co