



Public Health

Prevent. Promote. Protect.

Hendricks County Health Department

2022 Annual Report

Table of Contents

Workforce	3
Finances	4
Environmental Health	5
Food Protection	6
Vital Records	7
Public Health Nursing	8
Healthy Families	9
Community Outreach & Education	10
Health Partnership	12
Preparedness	13

2022 Health Department Workforce Statistics



Public Health
Prevent. Promote. Protect.

Hendricks County Health Department

Mission Statement

Protect the Hendricks County community through public health promotion and disease prevention.

Vision Statement

Lead the Hendricks County community to optimal health.

Hendricks County Board of Health

Dr. Andrew Cougill
President of the Board

David Hardin
Vice President of the Board

Dr. Chrystal Anderson

Debra Campbell

Dr. Larry Caskey

Brian Cobb

Bruce Dillon

County Council Liaison to Board of Health

Larry Hesson

Health Officer

Dr. David Stopperich

Division Directors

Krista Click, MS, REHS
Environmental Health Division

Kandi Jamison, BSN, RN
*Nursing Division
Healthy Families*

Environmental, Nursing and Healthy Families

Staff 30

Full Time Staff 28

Part Time Staff 2

New Staff Hired 2

Staff Positions

- Health Officer 1
- Public Health Nurse 7
- Environmental Health
Specialists 9
- Vital Records Registrar 1
- Health Educator 2
- Preparedness Staff 1
- Healthy Families Staff 3
- Support Staff 4
- Seasonal Staff 2

New Staff Positions

Full Time 0

Part Time 0

2022 Finances



Public Health
Prevent. Promote. Protect.

Hendricks County Health Department

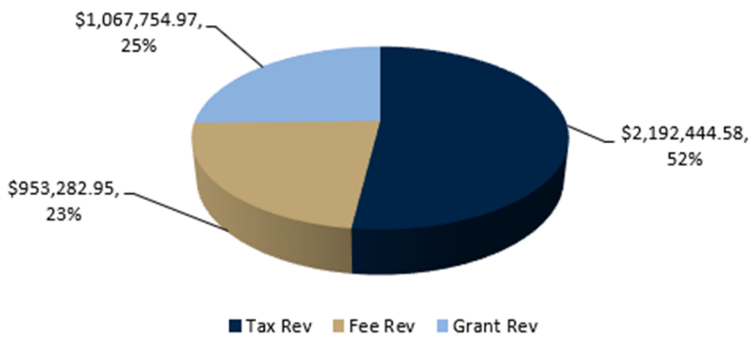
Fund	Name	Beginning Balance 1/1/2022	Receipts	Expenditures	Ending Balance 12/31/2022
1159	Health	\$1,825,781.48	\$2,951,274.67	\$1,396,164.73	\$3,380,891.42
*1168	Local Health Maintenance	\$310,086.86	\$72,672.00	\$31,244.50	\$351,514.36
*1206	Local Health Dept Trust	\$70,821.77	\$63,578.59	\$91,765.98	\$42,634.38
4014	Child Health & Other Services	\$186,468.04	\$170,821.11	\$109,361.18	\$247,927.97
7106	Coroner's Training & Cont Edu	\$2,306.25	\$23,631.75	\$24,295.50	\$1,642.50
**8115	BT PREP Base (93.069 Base)	(\$24,893.78)	\$40,823.78	\$30,790.52	(\$14,860.52)
**8116	CRI Preparedness (93.069 CRI)	(\$17,080.02)	\$45,821.53	\$42,436.16	(\$13,694.65)
**8130	Immunization (93.268 & 93539)	\$1,208.55	\$118,682.38	\$152,018.76	(\$32,127.83)
*8135	MRC Grant (93.008 CBA MRC 13-1193)	\$8,721.00	\$9,800.00	\$9,489.76	\$9,031.24
*8138	Medical Reserve Corp (93.008)	\$2,014.96	\$500.00	\$1,921.79	\$593.17
*8142	FDA-AFDO (93.103)	\$4,177.89	\$330.20	\$0.00	\$4,508.09
*8148	Ebola Supplemental (93.074)	\$1,821.07	\$0.00	\$0.00	\$1,821.07
**8149	Healthy Families TANF (93.558)	\$111,747.00	\$173,314.84	\$206,709.71	\$78,352.13
*8904	CARES (21.019 & 93.323)	\$33,966.22	\$150,000.00	\$150,000.00	\$33,966.22
*8905	Immunization Coop Agreement	\$28,441.44	\$0.00	\$14,473.41	\$13,968.03
**8906	Immun & Vacc for Child COVID	(\$5,892.33)	\$227,670.56	\$239,632.34	(\$17,854.11)
***8950	ARP Coronavirus Local Fis Rec	\$0.00	\$100,000.00	\$2,038.20	\$97,961.80
**9121	Healthy Families Local	\$68,131.80	\$64,561.09	\$9,894.79	\$122,798.10
Totals		\$2,607,828.20	\$4,213,482.50	\$2,512,237.33	\$4,309,073.37

* Grants

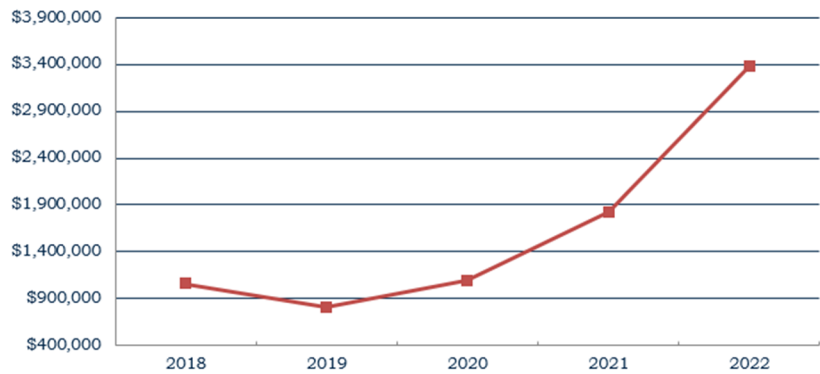
** Reimbursable Grants - Reimbursement may occur in the following year.

*** Funds allocated to the county, appropriated to the Health Department

2022 Health Department Revenue Sources



1159 Health Fund Ending Balance



Taxes

Year	Commercial Vehicle Excise	Financial Institution License Excise	Property	Year Total
2018	\$4,604.83	\$1,310.50	\$1,079,084.42	\$1,190,888.53
2019	\$3,245.40	\$990.59	\$649,145.85	\$714,880.02
2020	\$5,533.90	\$1,928.56	\$1,200,347.70	\$1,325,065.58
2021	\$5,735.96	\$2,413.17	\$1,366,122.42	\$1,502,265.29
2022	\$7,956.90	\$3,659.39	\$2,012,621.35	\$2,192,444.58

2022 Environmental Health Facts and Figures



Public Health
Prevent. Promote. Protect.
Hendricks County Health Department

Permitting Statistics

Permits Issued	921
Body Modification.....	105
Onsite (Septic).....	132
Semi-Public/Public Pool.....	143
Solid Waste.....	3
Well/Pump.....	538

Inspection Statistics

Inspections Conducted	1991
Semi-Public/Public Pool.....	1191
Onsite (Septic) Construction.....	485
Well/Pump.....	138
Body Modification.....	125
Solid Waste.....	52

Complaint Statistics

Newly Received Complaints	270
Top Complaints	
1. Food	
2. Property	
3. Septic	
Actions Taken on Complaints.....	673
Complaints Closed.....	548
Gallons of Untreated Sewage Prevented from Direct Discharge.....	1,040,250

Vector Control Statistics

Mosquito Complaints Investigated.....	11
Traps Set.....	8
Female Mosquitos Collected.....	49
Samples sent to ISDH.....	0
Positive WNV Samples.....	0

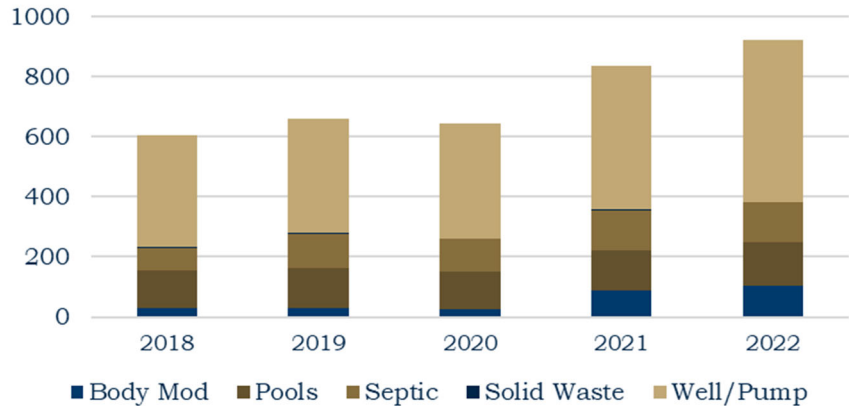
Enforcement Statistics

Enforcement Letters Mailed	
Body Modification.....	3
Complaints.....	12
Pools.....	1
Septic.....	53
Wells.....	8
Food—Habitual Non Compliance.....	18

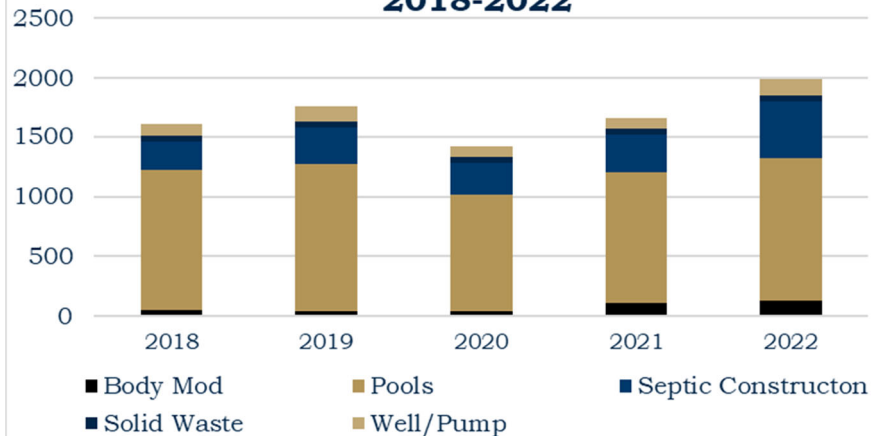
Freedom of Information

Number of Responses	120
----------------------------------	-----

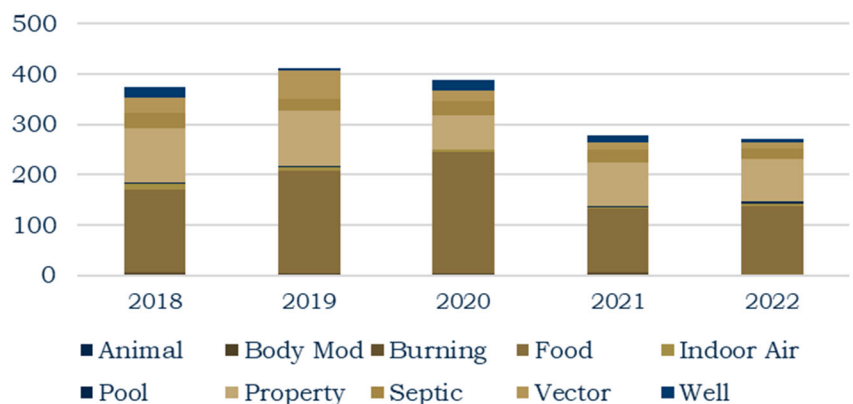
**Environmental Permits Issued
2018-2022**



**Environmental Inspections
2018-2022**



**Environmental Complaints
2018-2022**



2022 Food Protection Facts and Figures



Public Health
Prevent. Promote. Protect.
Hendricks County Health Department

Permitting Statistics

Permits Issued.....	1174
Retail Food Permits	679
Temporary Food Permits.....	372
Mobile Food Permits	95
Farmers Market Permits	28

Food Safety Statistics

Inspections	1548
Routine Inspections.....	1251
Follow-Up Inspections	178
Complaint Inspections.....	36
Pre-Operational Inspections.....	81
Other Inspections.....	2

Documented Violations	4440
Critical Violations.....	1481

Top Critical Violations

1. Improper Sanitizer Concentration
2. Temperature Control
3. Soiled Equipment/Food Contact Surfaces

Documented Complaints.....	136
-----------------------------------	------------

Top Complaints

1. Foodborne illness
2. Pest activity
3. Cleanliness issues

Top Towns with Most Opening Restaurants

1. Brownsburg.....9
2. Avon.....8
3. Plainfield.....6

Farmers Markets in County	8
Inspections completed.....	26

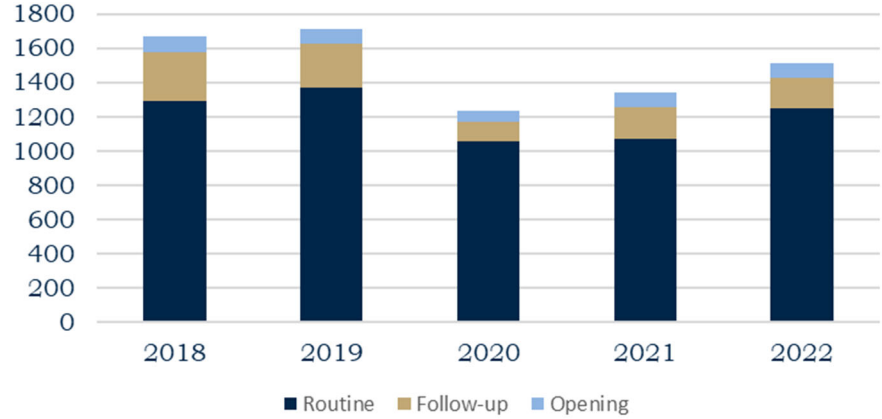
Temporary Food Inspections.....	263
Number of events.....	108

Food Protection Permits,

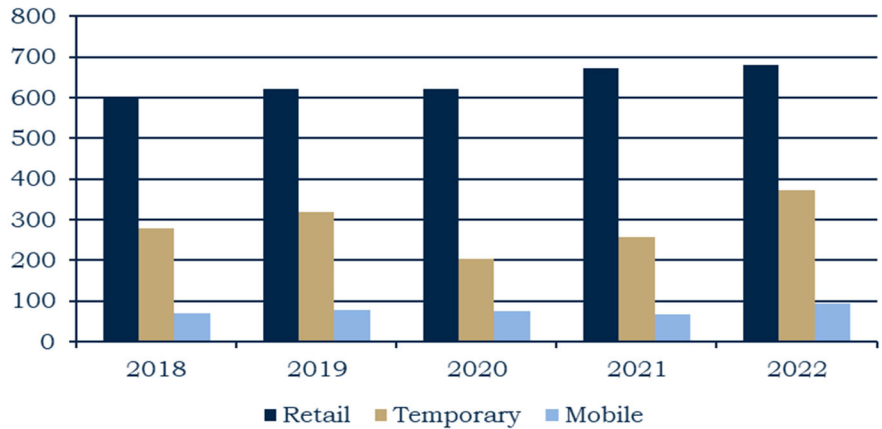
Penalties, and Fees\$168,625.00

Fines Assessed.....\$2,675.00

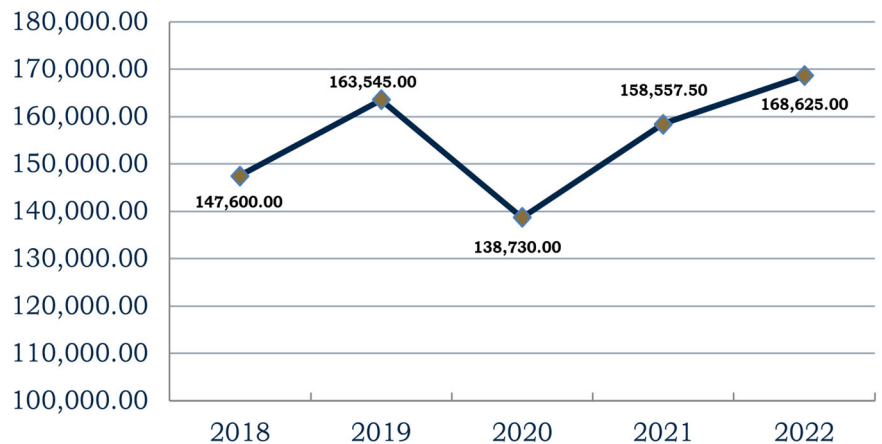
Food Protection Program Inspections 2018-2022



Food Protection Permits Issued 2018-2022



Food Protection Revenue



2022 Vital Records Statistics



Public Health
Prevent. Promote. Protect.
Hendricks County Health Department

Birth Statistics

Births in County	2,510
Birth Certificates Issued	4,294
Home Births	1
Paternity Affidavits Filed	55

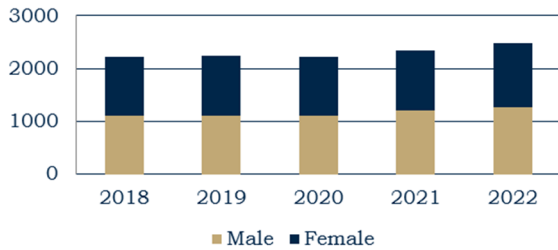
Top Girls' Names

1. Olivia
2. Avery, Charlotte, Evelyn, Harper
3. Eleanor
4. Amelia, Violet
5. Hazel, Isabella, Penelope, Scarlett, Zoe

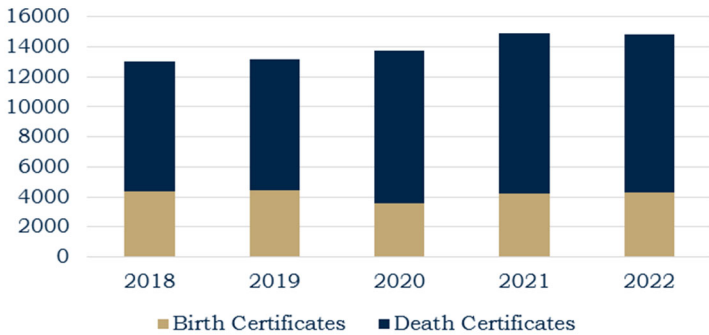
Top Boys' Names

1. Lincoln
2. Oliver, Waylon
3. Henry, Hudson, Liam
4. Maverick, Noah, William
5. Asher, Theodore, Wyatt

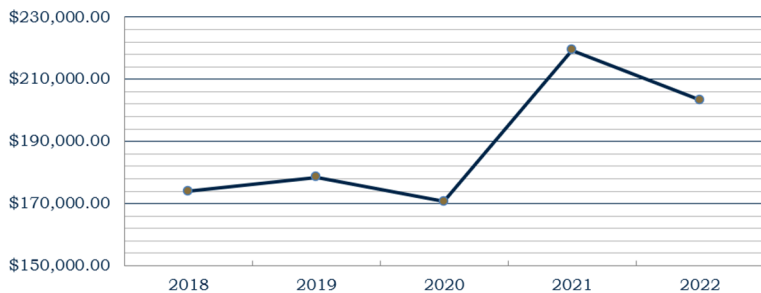
Births



Vital Records Documents Issued 2016-2020



Vital Records Revenue



Death Statistics

Deaths in County	1,694
Death Certificates Issued	10,557

Leading Causes of Death

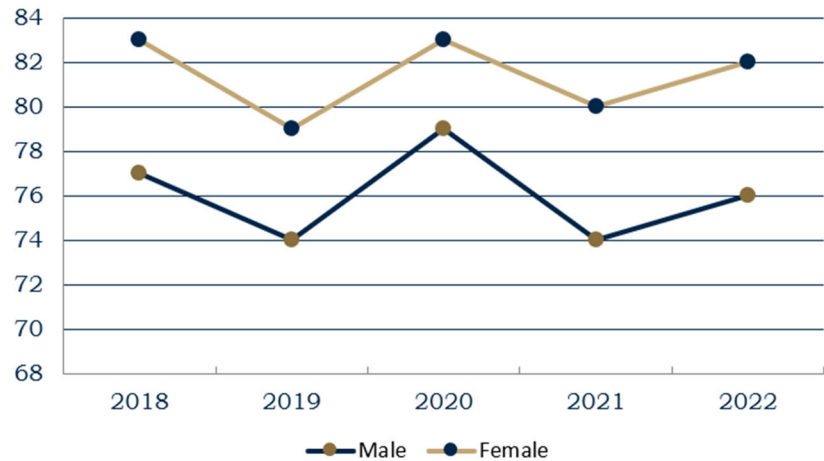
1. Cardiopulmonary Arrest
2. Dementia/Malnutrition
3. Congestive Heart Failure
4. Coronary Artery Disease, Myocardial Infarction
5. COVID-19
6. Stroke
7. Lung Cancer
8. Sepsis
9. COPD
10. Pneumonia

Fetal Deaths 9

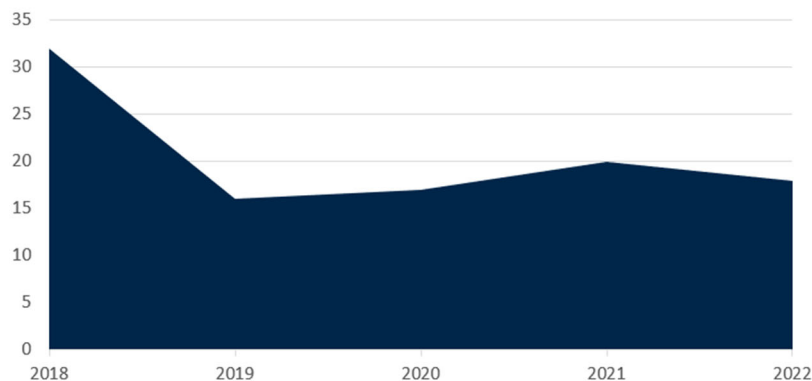
Leading Causes of Fetal Deaths

1. Unknown
2. Abrupti Placentae/Placental Abruption, Antiphospholipid Antibody, Nuchal Cord/Acute Funisitis, Pending Investigation, Triploidy

Median Age of Death



Suicides

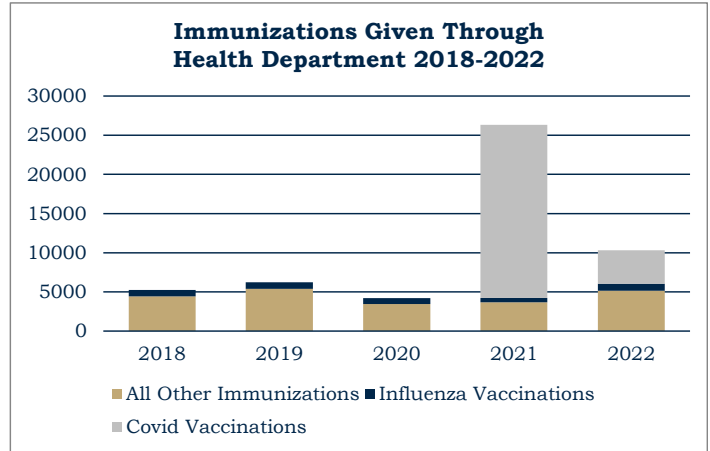


2022 Nursing Division Facts and Figures



Immunization Clinic Statistics

Patients Immunized	5,107
Number of Vaccines Given	9,824
Child.....	6,001
Adult.....	3,823
Seasonal Influenza.....	892
Covid.....	4,260
Vaccination Coverage	
Children 19 to 35 months.....	78.1%



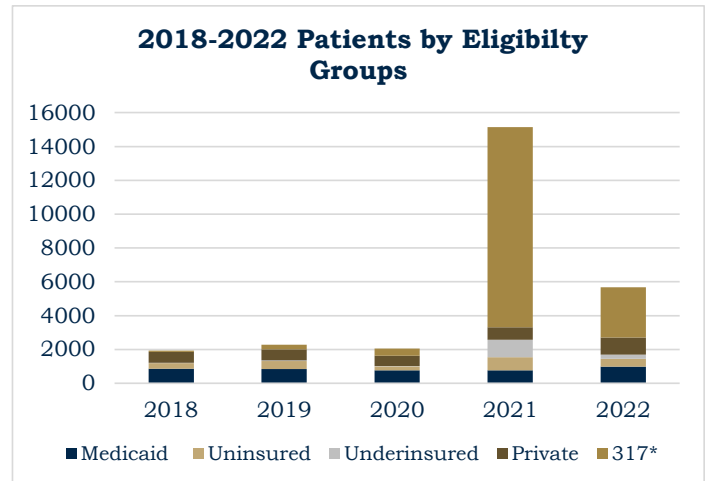
Communicable Disease Statistics

Confirmed Cases.....18,001
Only includes diseases with 5 or more cases.

New Cases of Communicable Disease*

1. COVID-19.....	17,325
2. Chlamydia.....	457*
3. Gonorrhea.....	149*
4. Hepatitis C, past or present.....	31*
5. Campylobacteriosis.....	21
6. Hepatitis B, Chronic.....	17*
7. Legionellosis.....	15
8. Streptococcus Pneumoniae.....	9
9. Shiga toxin-producing E.coli.....	8
10. Salmonellosis.....	7

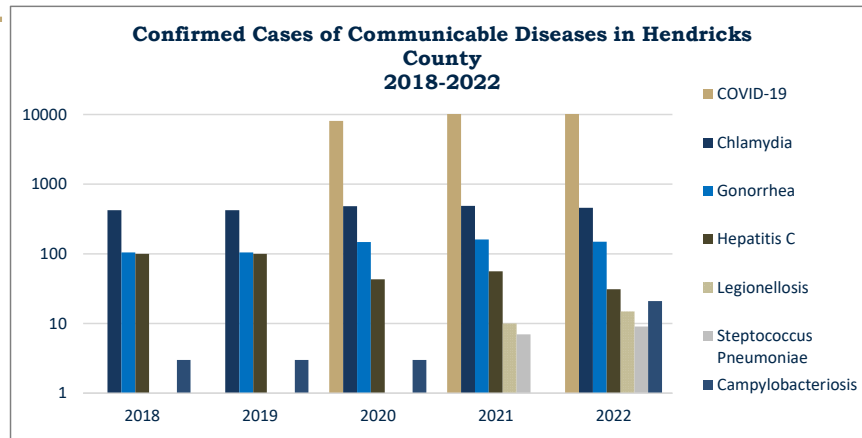
*Preliminary case counts.



*317 Represents adult uninsured patients 19 years and older

Additional Services Statistics

Hemoglobin Test.....	12
Lead Tests.....	32
Tuberculin Skin Tests.....	18
Blood Draws.....	7
Postpartum Education Referrals.....	1
NaloxBox.....	308
Animal Bite Investigations.....	219
Empty Sharps Container Given Away.....	460
Full Sharps Containers Received.....	331



2022 Healthy Families Facts and Figures



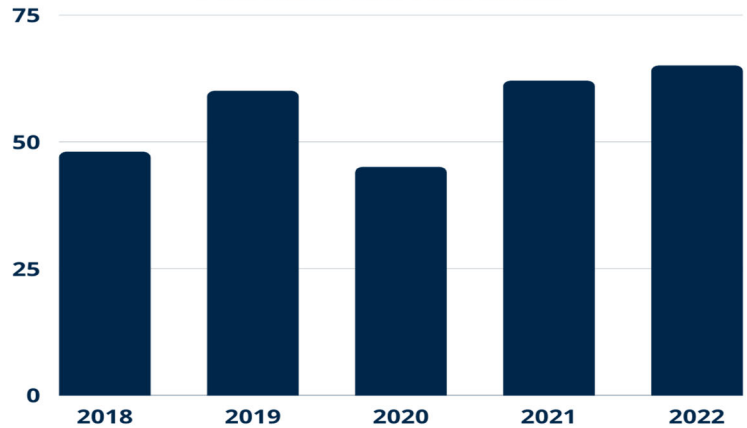
Public Health
Prevent. Promote. Protect.

Hendricks County Health Department

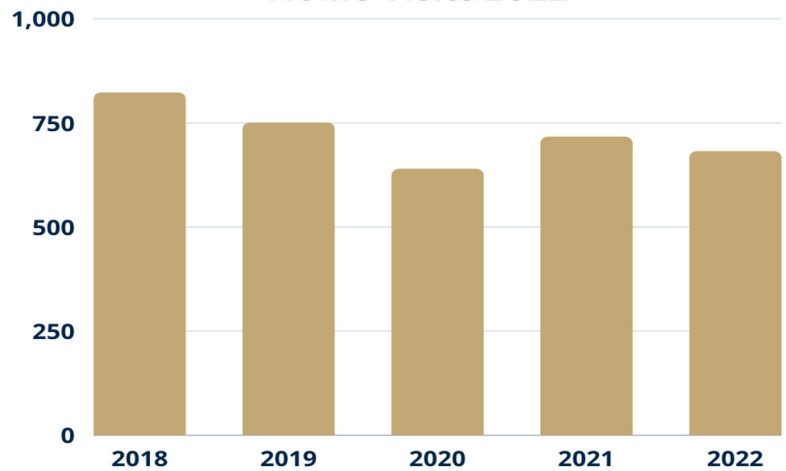
Program Statistics

- Referrals/Screens 409
- Community Referrals 1029
- Assessments 9
- Enrollments 24
- Children Graduating or Aging Out of Program 4
- Target Children Served 70
- Families Served 68
- Home Visits 681
- Children Referred for Developmental Delays 17
- Children Up-to-Date on Immunizations 82%
- Families with a Designated Medical Home 95%
- Substantiated Cases of Child Neglect or Abuse 0
- Families with At Least One Parent Employed 22
- Families with At Least One Parent Enrolled in School 7

Families Served 2022



Home Visits 2022



Program Activities

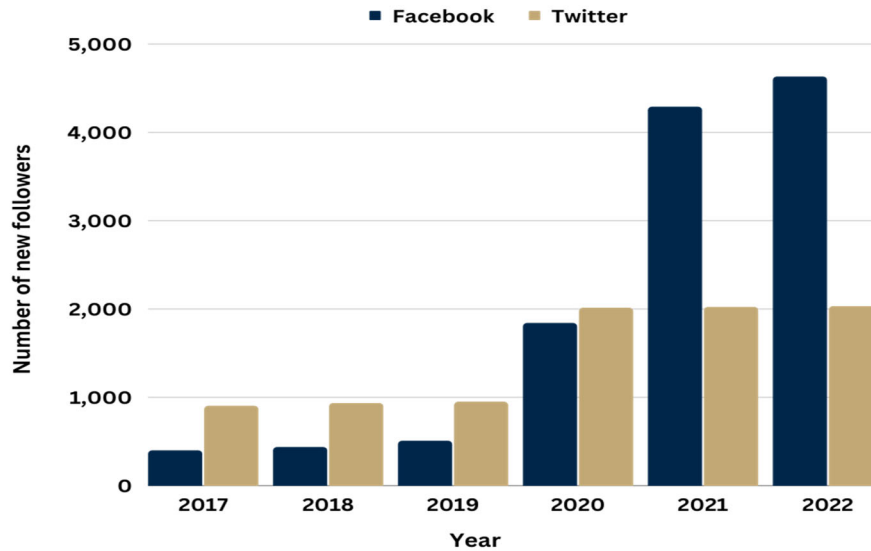
- Annual Institute for Strengthening Families Training- virtually
- Participated in annual reflected supervision groups
- Virtual home visits utilized due to COVID-19
- April Prevent Child Abuse Awareness Month Pinwheel gardens
- Obtained additional funding
- 2 year contract extension from DCS

Program Highlights

- Provided Holiday sponsorship for all target children and siblings under 18.
- Continued to offer a hybrid model during the COVID-19 pandemic.
- Accommodated 100% of transfer families from out of Healthy Families county programs.
- Started first Equity Plan to be completed in 2023.
- Over 80% retention rate for enrolled families.

2022 Community Outreach & Education

HCHD Annual Social Media Followers



HCHD Social Media and Marketing

Average Number of Twitter “Scroll Impressions” Per Month.....	1,306.3
Average Number of Views from Top 10 Performing Posts.....	2,088.9
Press Releases.....	6

- Press releases included information on a variety of public health topics such as; Seasonal vector control, septic system maintenance, the new Naloxbox program, and other relevant announcements.

Community Outreach or Education Events

- 5 Tox Away Days in partnership with Hendricks County Solid Waste Management District.
- Participated in the Annual Hendricks County Substance Recovery Festival.
- Attended community events such as the Hendricks County 4H Fair, Mental Health of America’s Walking for the Health of it, National Night Outs, and Plainfield Public Safety Day.

Outreach Highlights

- Distributed over 12,230 COVID-19 home test kits to community members and organizations.
- Collected and donated over 200 pounds of food to food pantries through a food drive.
- Assembled and distributed approximately 400 respiratory illness prevention kits during flu season.

2022 Community Outreach & Education

2022 Naloxone Rescue Kit — Grant Activity Highlights

The Hendricks County Health Department had 0 remaining Nasal Naloxone Rescue Kits through a grant from the Indiana State Department of Health received in late 2021. 50 kits (100 doses) of naloxone were distributed throughout the grant cycle in 2022.

Trained 60 Hendricks County laypersons or agency professionals in 2022, including laypersons, school sports staff, community organizations, substance use treatment facilities, and housing facilities.

The Health Department utilized a second grant through Overdose Lifeline to provide 24/7 accessible naloxone through Naloxboxes in Brownsburg, Avon, and Plainfield. Through this program, we distributed approximately 694 doses of Naloxone in 2022.



Hendricks County Solid Waste Management District — Collaboration

Hendricks County SAFE SHARPS DISPOSAL PROGRAM

STEP 1 Pick up an empty sharps container at the Hendricks Co. Health Department (355 S. Washington Street, Danville)

STEP 2 Fill the sharps container with sharps (syringes, needles, lancets, etc.) only

STEP 3 Return the full sharps container to the Hendricks Co. Health Department and exchange it for an empty one

Hendricks County Health Department

Phone: (317) 745-9222

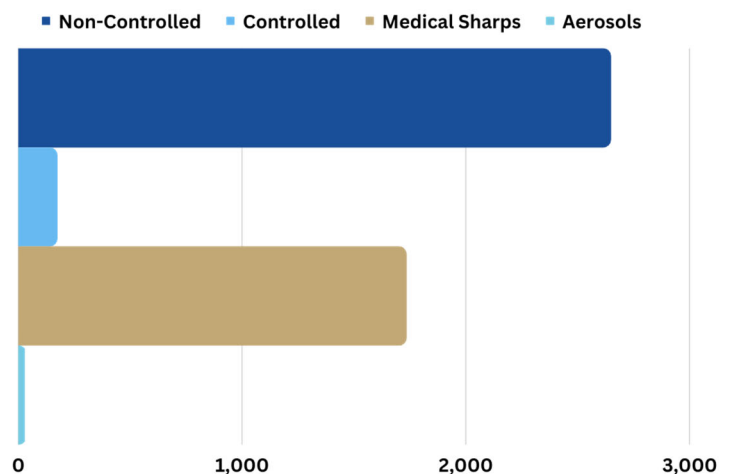
Hours: 8am-4pm, Monday-Friday

healthdepartment@co.hendricks.in.us

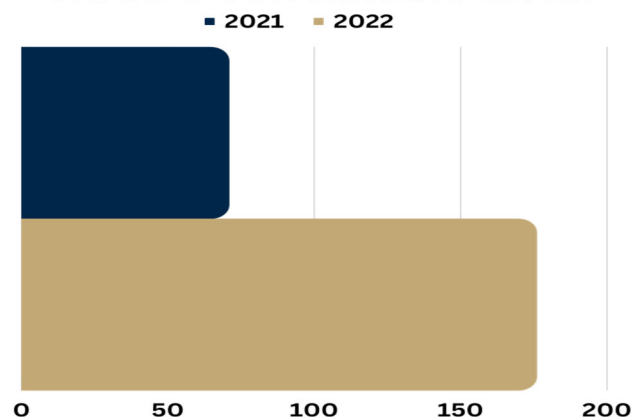
This program is a partnership of:



Pounds Collected at 2022 Tox Away Days



SHARPS CONTAINERS GIVEN



2022 Health Partnership



Hendricks County Health Partnership

Partnership Training Events—Topics

- LGBTQ+ Youth Competency Training
- Impact of Health & Wellness on Work & Educational Settings
- Strategies to keep Hoosiers healthy through Physical Activity
- End of Year Celebration + 2022 Evaluation

Partnership Media Outreach

Facebook Page Likes.....599 Website Visitors.....13,551
 FB Post Reach Avg...542.3/mo Website Views.....24,685

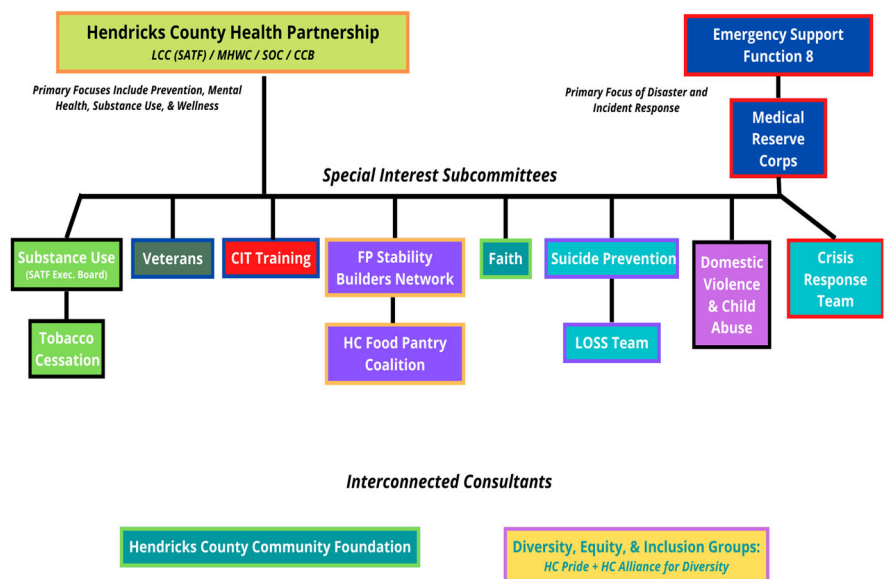
HCHP Local Coalition Updates

Involved community leaders and the Health Partnership met throughout 2022 to discuss ways to work more effectively as working groups. As a result of these meetings, the Partnership was restructured. Rather than having two coalitions and several groups in the county doing similar work, the new Partnership became an entity that combined the Substance Abuse Task Force, Mental Health and Wellness Coalition, Systems of Care, and DMHA Client Consultation Board. The Partnership now meets monthly as a large group, while special interest groups and subcommittees work on specific projects and issues.

Partnership Accomplishments

- Participated in the creation and distribution of the Hendricks County Community Action Plan.
- Began primary data collection for 2022 Community Health Assessment.
- Began producing and distributing official community partnership newsletter.
- Hosted second annual Mental Health Fair and 5K, “Walking for the Health of it,” and fundraiser, “Laughing for the Health of it”.
- Responded to community crisis events via the Crisis Response Team.
- Published Winter/Seasonal Resource Guide.

Hendricks County - Collaborative Efforts Flow Chart



2022 Preparedness Annual Report



Public Health
Prevent. Promote. Protect.

Hendricks County Health Department

Preparedness Activities

- Assisted in setting up and running several COVID-19 vaccination clinics.
- Assisted IDOH in finding a location for a state run vaccination/testing clinic.
- Finalized After Action report for all COVID-19 related activities during 2020-2021.
- Attended 2022 NACCHO National Preparedness Summit in Atlanta.
- Finalized report on coverage of AM radio transmitter and began discussions to move to the new jail.
- Assisted in providing information during Plainfield warehouse fire.
- Conducted Family Assistance Center tabletop exercise and began planning meetings for potential future full scale exercise.
- Received inflatable tent to be used for future offsite activities.
- Received new storage trailer and wrapped for offsite clinic/response activities.

Community Group Partnerships

- Emergency Support Function (ESF) 8-Health and Medical resources in Hendricks County
- Hendricks County School Safety Task Force
- Hendricks County Community Organizations Active in Disasters (COAD)
- Hendricks County Emergency Medical Services Chiefs
- Hendricks County Healthcare Related Facility Taskforce
- District 5 Healthcare Coalition
- District 5 Public Health Preparedness Coordinators
- Hendricks Regional Hospital Emergency Preparedness Committee
- Hendricks County Emergency Management Agency
- Local Emergency Preparedness Committee (LEPC)
- American Red Cross

Medical Reserve Corps

- **Volunteers logged a total of 1672 hours in 9 different categories including training, cooling/warming stations, emergency activation, meetings recruitment, and vaccination clinics.**
- Had recognition ceremony for volunteers with over 100 hrs. of time served in vaccination clinic.
- Participated in recruitment events in Brownsburg and Plainfield.
- Conducted 4 quarterly meetings/trainings.
- Crisis Response Team logged 139.5 hours in response and team members participated in 96 hours of training.



Public Health

Prevent. Promote. Protect.

Hendricks County Health Department

**355 South Washington Street
Danville, Indiana 46122**

Environmental Health

Phone: (317) 745-9217
Fax: (317) 745-9218

Public Health Nursing

Phone: (317) 745-9222
Fax: (317) 745-9383

www.co.hendricks.in.us/health.html

Facebook: @HendricksHealthDept

Twitter: @Hendricks_Co