



Public Health
Prevent. Promote. Protect.

Hendricks County Health Department

2024 Annual Report

Table of Contents

Workforce	3
Finances	4
Environmental Health	5
Food Protection	6
Vital Records	7
Public Health Nursing	8
Healthy Families	9
Health First Indiana	10
Community Outreach & Education	11
Health Partnership	15
Preparedness	16

2024 Health Department Workforce Statistics



Public Health
Prevent. Promote. Protect.

Hendricks County Health Department

Mission Statement

Protect the Hendricks County community through public health promotion and disease prevention.

Vision Statement

Lead the Hendricks County community to optimal health.

Hendricks County Board of Health

Dr. Andrew Cougill
President of the Board

David Hardin
Vice President of the Board

Dr. Chrystal Anderson

Debra Campbell

Dr. Larry Caskey

Brian Cobb

Bruce Dillon

County Council Liaison to Board of Health

Larry Hesson

Health Officer

Dr. David Stopperich

Administrator

Krista Click

Team Leaders

Anne Archer, Outreach

Lisa Chandler, Env Health-Foods

Dixie Doub, Office Manager

Ginger Harrington and Kristen Lien, Env Health-Septics

Nicole Oppy, Public Health Nursing

Leanna Truitt, Healthy Families

Environmental, Nursing and Healthy Families

Staff.....39

Full Time Staff 34

Part Time Staff 5

New Staff Hired 9

Staff Positions

- Health Officer 1
- Administrator 1
- Public Health Nurses 9
- Environmental Health
Specialists 9
- Vital Records Registrar 1
- Health Educator 4
- Preparedness Staff 1
- Healthy Families Staff 5
- Support Staff 5
- Seasonal Staff 3

New Staff Positions

Full Time..... 6

EHS (Lead & Healthy Homes)

Health Educator (Fatality Review)

Health Educator (Tobacco)

Healthy Families (FSS)

Public Health Nurse (School)

Office Manager

Part Time 2

Public Health Nurse (STI)

Seasonal Staff (Vector Control)

2024 Finances



Public Health
Prevent. Promote. Protect.

Hendricks County Health Department

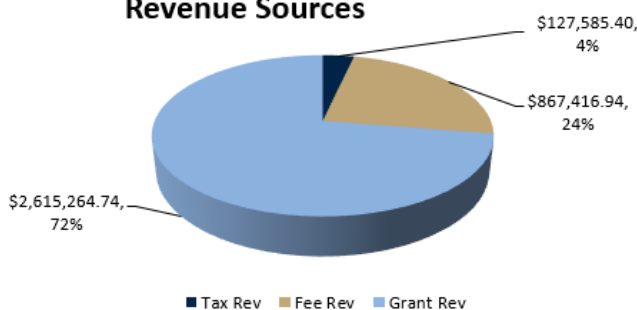
Fund	Name	Beginning Balance 1/1/2024	Receipts	Expenditures	Ending Balance 12/31/2024
1159	Health	\$4,418,741.87	\$664,559.71	\$1,710,347.15	\$3,372,954.43
*1161	Health First Indiana	\$0.00	\$1,768,992.76	\$592,392.25	\$1,176,600.51
*1168	Local Health Maintenance	\$413,505.56	\$0.00	\$189,604.45	\$223,901.11
*1206	Local Health Dept Trust	\$10,352.45	\$0.00	\$3,372.50	\$6,979.95
4014	Child Health & Other Services	\$273,326.94	\$306,257.63	\$273,277.43	\$306,307.14
7106	Coroner's Training & Cont Edu	\$1,972.50	\$24,185.00	\$24,430.00	\$1,727.50
**8115	BT PREP Base (93.069 Base)	(\$14,860.56)	\$25,000.00	\$40,449.28	(\$30,309.84)
**8116	CRI Preparedness (93.069 CRI)	(\$25,543.86)	\$42,554.01	\$29,345.03	(\$12,334.88)
**8131	93.268 Immunization Coop R	(\$84,725.09)	\$375,545.69	\$275,142.05	\$15,678.55
*8135	MRC Grant (93.008 CBA MRC 13-1193)	\$852.86	\$0.00	\$800.00	\$52.86
*8138	Medical Reserve Corp (93.008)	\$260.00	\$0.00	\$0.00	\$260.00
*8142	93.103 FDA-AFDO	\$4,508.09	\$0.00	\$0.00	\$4,508.09
*8148	Ebola Supplemental (93.074)	\$1,821.07	\$0.00	\$0.00	\$1,821.07
**8149	Healthy Families TANF (93.558)	(\$6,589.72)	\$260,205.00	\$40,933.72	\$212,681.56
**8168	Coronavirus St Recovery Fund (Lead)	\$8,833.87	\$2,202.10	\$109.75	\$10,926.22
*8904	CARES (21.019 & 93.323)	\$133,966.22	\$0.00	\$0.00	\$133,966.22
*8905	Immunization Coop Agreement	\$7,969.09	\$0.00	\$0.00	\$7,969.09
**8906	Immun & Vacc for Child COVID	\$1,230.34	\$0.00	\$0.00	\$1,230.34
***8950	ARP Coronavirus Local Fis Rec	\$195,343.55	\$100,000.00	\$276,550.58	\$18,792.97
**9121	Healthy Families Local	\$180,139.23	\$22,380.80	\$41,845.50	\$160,674.53
**9136	My Healthy Baby	(\$29.99)	\$18,384.38	\$29,604.39	(\$11,250.00)
Totals		\$5,521,074.42	\$3,610,267.08	\$3,528,204.08	\$5,603,137.42

* Grants

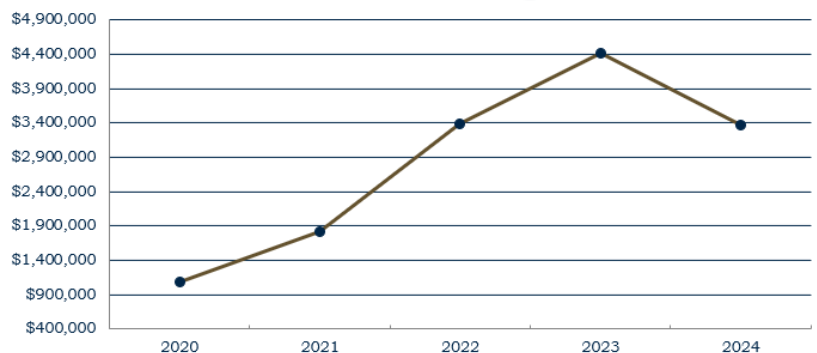
** Reimbursable Grants - Reimbursement may occur in the following year.

*** Funds allocated to the county, appropriated to the Health Department

**2024 Health Department
Revenue Sources**



1159 Health Fund Ending Balance



Taxes					
Year	Commercial Vehicle Excise	Financial Institution	License Excise	Property	Year Total
2020	\$5,533.90	\$1,928.56	\$117,255.42	\$1,200,347.70	\$1,325,065.58
2021	\$5,735.96	\$2,413.17	\$127,993.74	\$1,366,122.42	\$1,502,265.29
2022	\$7,956.90	\$3,659.39	\$168,206.94	\$2,012,621.35	\$2,192,444.58
2023	\$7,814.44	\$2,974.81	\$148,529.76	\$2,004,259.26	\$2,163,578.27
2024	\$486.62	\$150.80	\$7,858.19	\$119,089.79	\$127,585.40

2024 Environmental Health Facts and Figures



Public Health
Prevent. Promote. Protect.

Hendricks County Health Department

Permitting Statistics

Permits Issued	827
Body Modification	126
Onsite (Septic)	118
Semi-Public / Public Pool	151
Solid Waste	2
Well / Pump	430

Inspection Statistics

Inspections Conducted	2042
Body Modification	155
Onsite (Septic) Construction	404
Semi-Public / Public Pool	1350
Solid Waste	53
Well / Pump	80

Complaint Statistics

Newly Received Complaints	272
Top Complaints:	
1. Food	
2. Property	
3. Septic	
Actions Taken on Complaints	745
Complaints Closed	283
Gallons of Untreated Sewage Prevented from Direct Discharge.....	2,628,000

Vector Control Statistics

Mosquito Complaints Investigated	10
Traps Set	46
Female Mosquitos Collected	1330
Samples Sent to IDOH	36
Positive West Nile Virus Samples	2

Enforcement Statistics

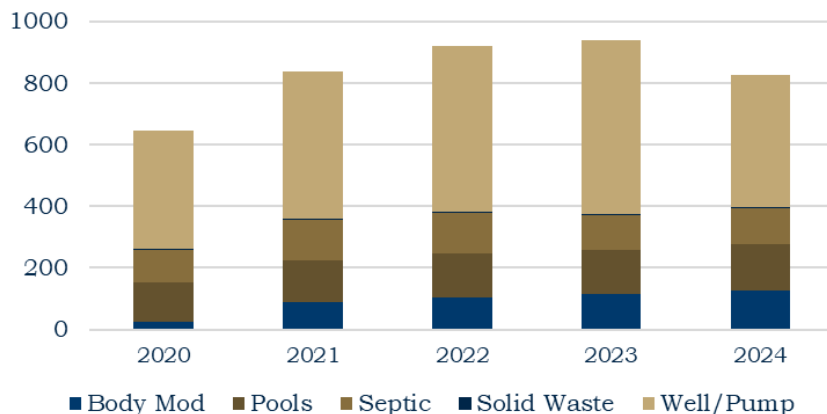
Enforcement Letters Mailed

Body Modification	4
Complaints	15
Pools	5
Septic	26
Wells	3
Food Habitual Non-Compliance	34
Administrative Food Hearings	1

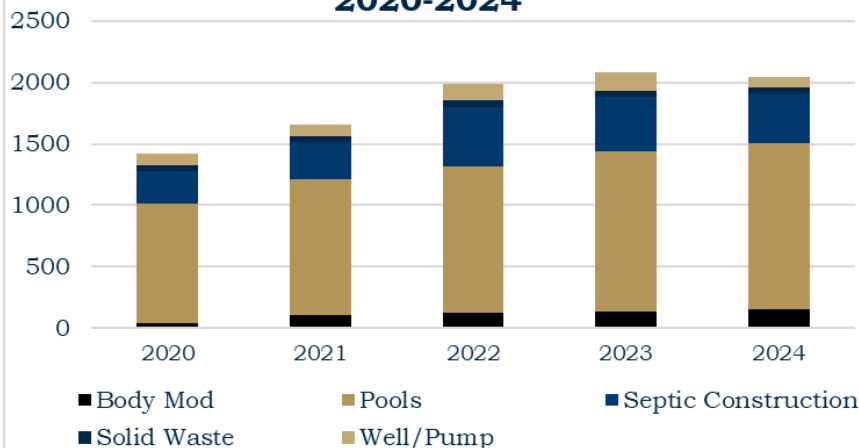
Freedom of Information

Number of Responses	93
----------------------------------	----

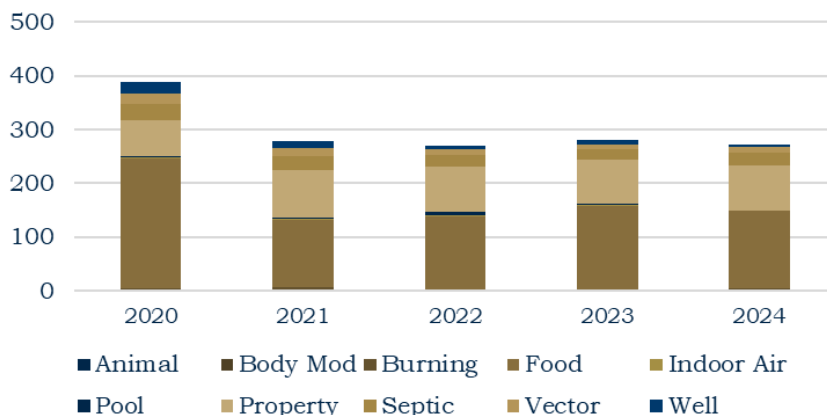
Environmental Permits Issued 2020-2024



Environmental Inspections 2020-2024



Environmental Complaints 2020-2024



2024 Food Protection Facts and Figures



Public Health
Prevent. Promote. Protect.

Hendricks County Health Department

Permitting Statistics

Permits Issued.....	1345
Retail Food Permits	739
Temporary Food Permits.....	451
Mobile Food Permits.....	116
Farmers Market Permits	39

Food Safety Statistics

Inspections	2311
Routine Inspections.....	1589
Follow-Up Inspections.....	213
Complaint Inspections.....	74
Pre-Operational Inspections.....	82
Other Inspections.....	8

Documented Violations	4415
Critical Violations.....	1367

Top Critical Violations

1. Soiled Equipment/Food Contact Surfaces
2. Improper Sanitizer Concentration
3. Temperature Control

Documented Complaints.....	147
-----------------------------------	------------

Top Complaints

1. Foodborne illness
2. Pest activity
3. Improper employee practices

Top Towns with Most Opening Restaurants

1. Plainfield
2. Avon
3. Brownsburg

Farmers Markets in County	7
Inspections completed	26

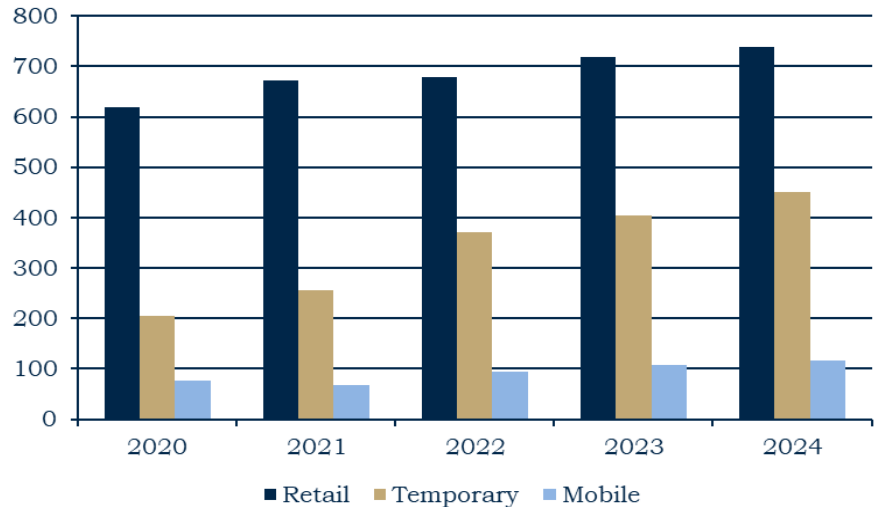
Temporary Food Inspections.....	345
Number of events.....	123

Food Protection Permits,

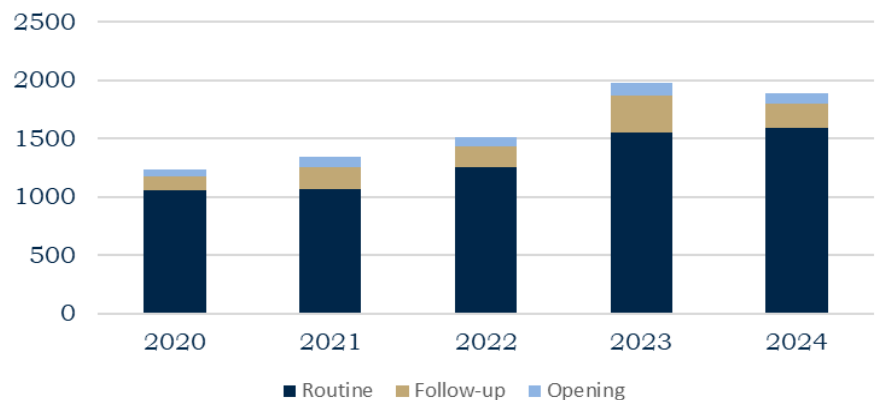
Penalties, and Fees.....\$200,839.50

Fines Assessed.....\$16,212.50

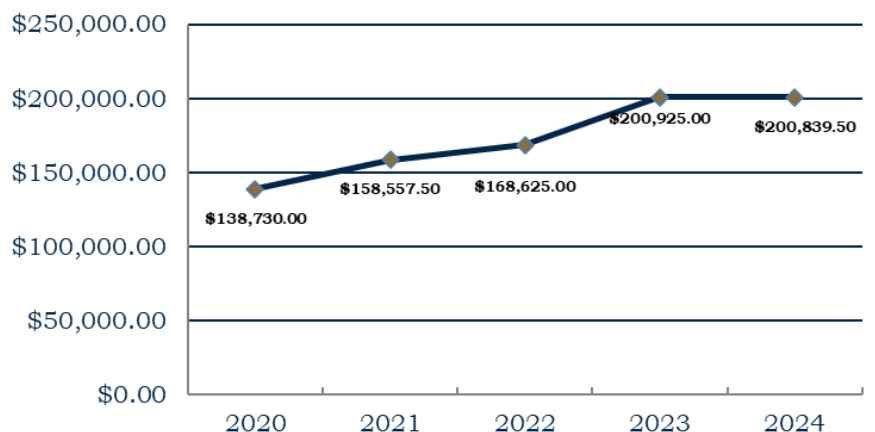
**Food Protection Permits Issued
2020-2024**



**Food Protection Program Inspections
2020-2024**



Food Protection Revenue



2024 Vital Records Statistics



Birth Statistics

Births in County	2,647
Birth Certificates Issued	5,034
Home Births	2
Paternity Affidavits Filed	55

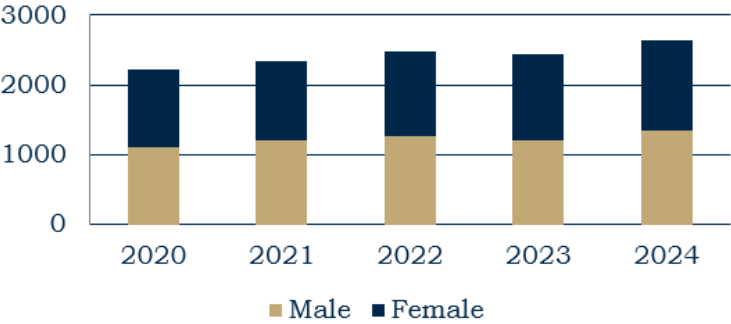
Top Girls' Names

- 1. Evelyn
- 2. Charlotte
- 3. Wrenlee/Wrenley/Wrenly
- 4. Amelia
- 5. Isabella

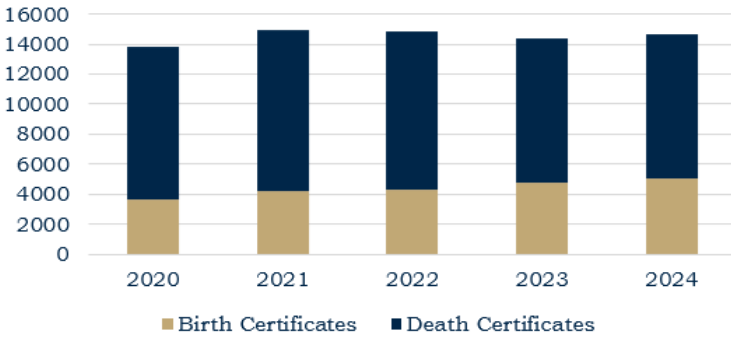
Top Boys' Names

- 1. Ezra
- 2. Asher
- 3. Grayson/Greyson
- 4. Liam
- 5. Theodore

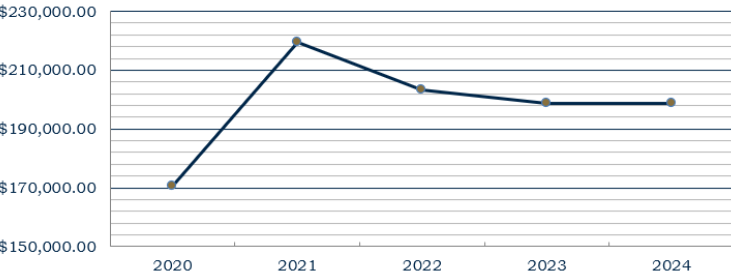
Births



Vital Records Documents Issued 2020-2024



Vital Records Revenue



Death Statistics

Deaths in County	1,685
Deaths due to Cancer	353
Death Certificates Issued	9,658
Genealogy Searches	12
Oldest Persons	105

Leading Causes of Death

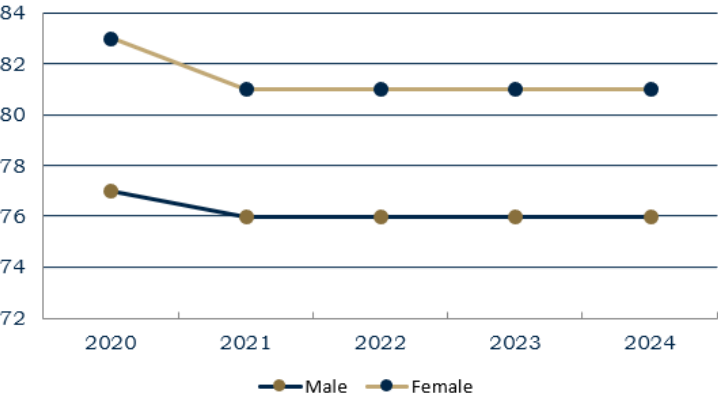
- 1. Dementia/Malnutrition (217)
- 2. Congestive Heart Failure (169)
- 3. Coronary Artery Disease/Myocardial Infarction (167)
- 4. Lung Cancer (94)
- 5. Stroke (90)
- 6. Pneumonia (84)
- 7. COPD (76)
- 8. Unspecified Sepsis (67)
- 9. Renal Failure (59)
- 10. Hematologic Cancer (34)

Fetal Deaths..... 15

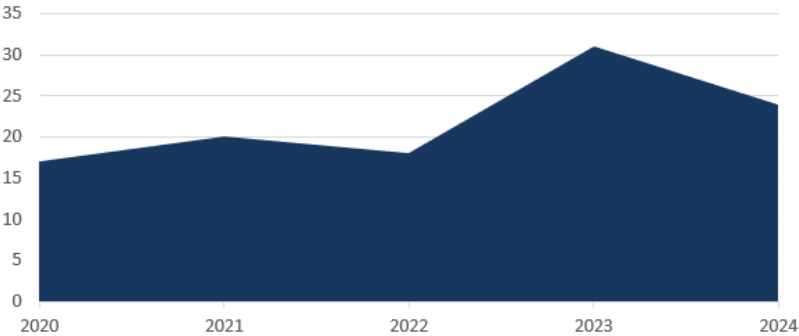
Leading Causes of Fetal Deaths

- 1. Unknown (6)
- 2. Preeclampsia (5)
- 3. Uterine anatomical abnormalities (2)
- 4. Cholestasis (1), Subchorionic hemorrhage (1)

Median Age of Death



Suicides



2024 Nursing Division Facts and Figures



Public Health
Prevent. Promote. Protect.

Hendricks County Health Department

Immunization Clinic Statistics

Patients Immunized.....3,442

Number of Vaccines Given.....7,439
 Child.....5,926
 Adult.....1,513
 Seasonal Influenza.....742
 Covid.....720

Vaccination Coverage

Children 19 to 35 months.....59.4%

Communicable Disease Statistics

Confirmed Cases.....3,391

New Cases of Communicable Disease*

1. COVID-19.....2,197
 2. Chlamydia.....527*
 3. Gonorrhea.....127*
 4. Adult Syphilis**.....65*
 5. Campylobacteriosis.....45
 6. Hepatitis C, chronic.....26*
 7. Salmonellosis.....28
 8. Hepatitis B, chronic.....18*
 9. Histoplasmosis.....16
 10. Streptococcal disease, invasive, Group A.....14
 11. Strep Pneumoniae, invasive.....13

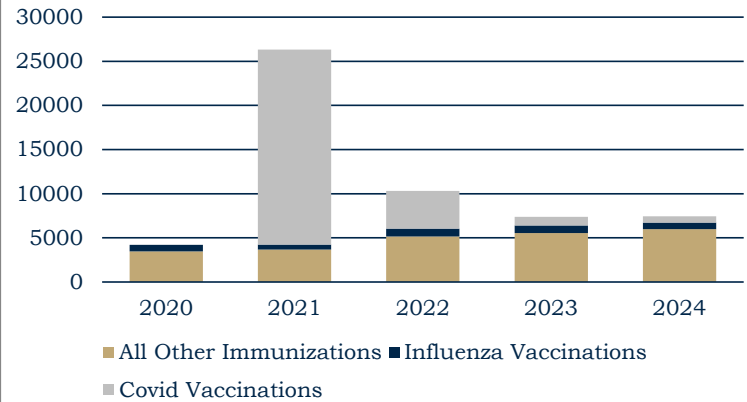
*Preliminary case counts. Only includes diseases with 5 or more cases.

**Entered as 37 in 2023, correct number for 2023 was 73.

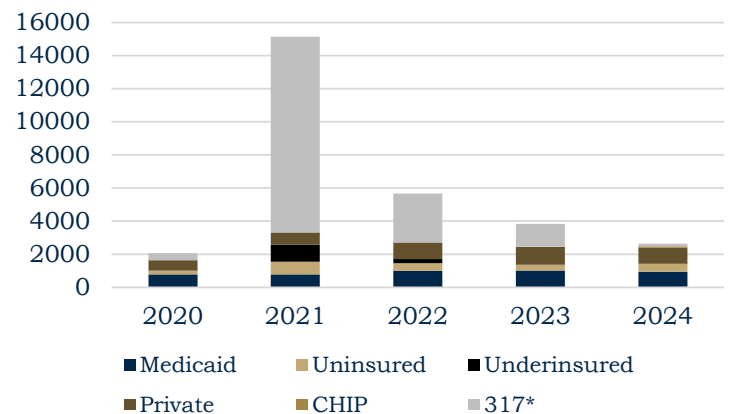
Additional Services Statistics

Hemoglobin Test.....9
 Lead Tests.....17
 DOT.....959
 Blood Draws.....191
 Home Visits for TB.....62
 NaloxBox.....168
 Animal Bite Investigations.....408
 Empty Sharps Container Given Away.....682
 Full Sharps Containers Received.....503

**Immunizations Given Through
Health Department 2020-2024**

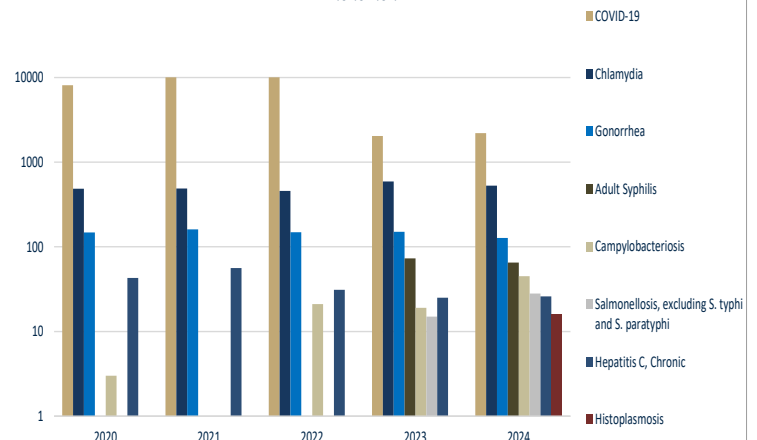


**2020-2024 Patients by Eligibility
Groups**



***317 Represents adult uninsured patients 19 years and older**

**Confirmed Cases of Communicable Diseases in Hendricks County
2020-2024**



2024 Healthy Families Facts and Figures



Public Health
Prevent. Promote. Protect.

Hendricks County Health Department

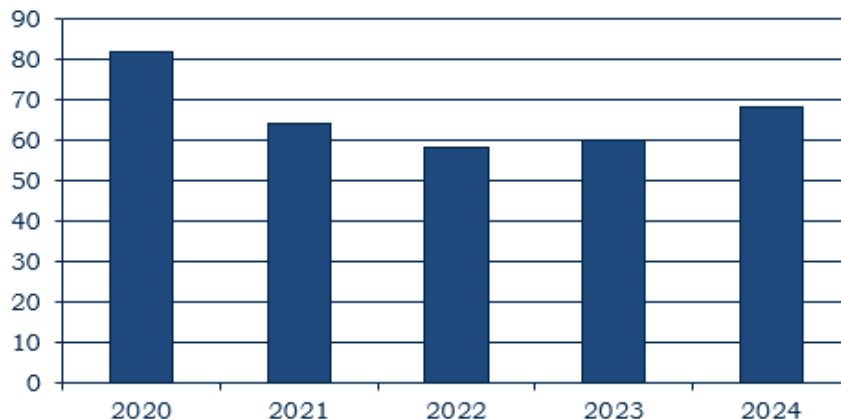
Program Statistics

- Referrals/Screens 431
- Community Referrals 650
- Assessments 40
- Enrollments 34
- Children Graduating or Aging Out of Program 3
- Target Children Served 77
- Families Served 68
- Home Visits 836
- Children Referred for Developmental Delays 31
- Children Up-to-Date on Immunizations 88%
- Families with a Designated Medical Home 100%
- Substantiated Cases of Child Neglect or Abuse 0
- Families with At Least One Parent Employed 22
- Families with At Least One Parent Enrolled in School 4

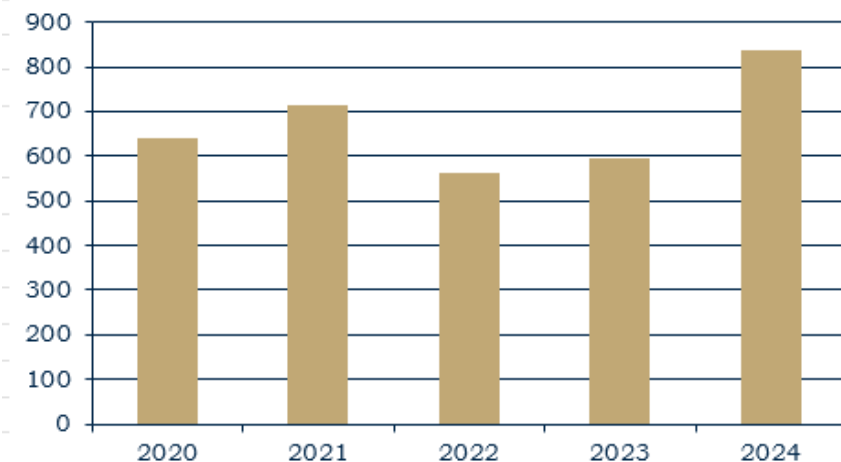
Program Activities

- Annual Institute for Strengthening Families Training
- Healthy Families America National Conference.
- Partners for Healthy Baby
- April Prevent Child Abuse Awareness Monthly activities
- Increased funding for Language Services
- Invested in Partners for Healthy Baby and Growing Greater Kids Curriculum
- 2 year contract extension from DCS

Number of Families Served 2020-2024



Home Visits 2020-2024



Program Highlights

- Provided Holiday sponsorship for all target children and siblings under 18
- Moved office space
- Ability to utilize additional funding for language services
- State Accreditation completed for all Counties
- Added Full-Time Family Support Specialist
- Adding two evidenced based curriculums to the program



Healthy Families
Indiana™
Hendricks County



Background

Hendricks County opted in to “Health First Indiana” public health initiative. The goal of HFI was to identify strengths and weaknesses and develop strategies to ensure that all Hoosiers have access to core public health services that help prevent disease and promote positive health outcomes. With these funds, the Hendricks County Health Department (HCHD) expanded its internal and external capacity to improve health outcomes through increased programming, hiring new positions, and funding projects of community organizations.

***See “Workforce Statistics” page for more information on newly funded positions.**

Community Awards

HCHD developed a collaborative approach to distribute funding to community organizations. These projects will increase efforts and capacity to address key core performance indicators. These indicators include:

- Tobacco and Vaping Prevention and Cessation
- Chronic Disease Prevention
- Trauma and Injury Prevention and Education
- Maternal and Child Health
- Access to and Linkage to Clinical Care
- School Health Education

***See next page for more information on funded projects.**

Community Award Process

HCHD developed an application for community partners to apply for program funding. This application is available through our website. A team at the Health Department would receive and review the applications received and make recommendations on how to proceed. If more information was needed, applicants were invited to a review session that included health department members and an advisory team. The advisory team consisted of longstanding community partners from various agencies that provided a variety of perspectives and expertise. The review sessions were a chance to ask applicants questions and provide feedback. Funded applicants were notified and program data will be used for HFI reporting.

Advisory Team Members:

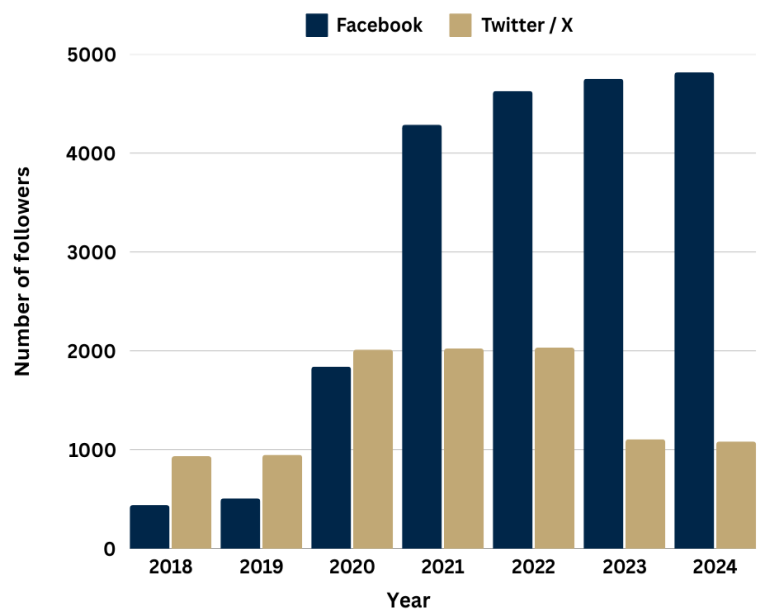
- Bridgette Collins, Hendricks County Work Release
Cathy Thomas, FSSA DMHA
Chase Cotten, Willow Center
Dennis Dawes, Commissioner
Dr. Michelle Fenoughty, Hendricks Regional Health
Doug Puckett, IU West
Larry Hesson, County Council
David Hardin, Health Board
Todd McCormack, County Executive

Health Department Team Members

- | | |
|----------------------|-------------------|
| Dr. David Stopperich | Lisa Chandler |
| Krista Click | Ginger Harrington |
| Anne Archer | Nicole Oppy |
| Lindsey Tomaw | Leanna Truitt |
| Michael Aviah | Kristen Lien |

2024 Community Outreach & Education

HCHD Annual Social Media Followers



2024 HCHD Social Media Insights

Page Engagement Statistics

- Views: 39,600
- Reach: 33,500 (+139.5%)
- Engagement: 1,400 (+ 140.4%)
- Page Visits: 4,900 (+77.2)
- Link Clicks: 116 (-14.1%)

Messaging Statistics

- Contacts: 15 (+7.1%)
- Response Rate: 75% (+28.6%)
- Response Time: 3h 10m (+33%)

Community Outreach, Education, and Outreach Team Highlights

- Community Events Attended: Hendricks County 4H Fair, 3 National Night Outs, Plainfield and Brownsburg Public Safety Day, Brownsburg Public Library Community Day, Plainfield Middle School Career Day, Washington Township Park Ghost and Goblins, School Mental Health Summit, 5 Tox Away Days in partnership with Hendricks County Solid Waste Management District.
- Materials Distributed at Community Events: 12,968 COVID-19 test kits, 12 Detera medicine disposal bags, 600 mosquito repellent wipes, 1,000 sunscreen packets, 640 hand warmers, 450 tick removal tools, 270 SHARPs containers, 600 respiratory disease prevention kits, health department service information materials, public health education materials, and Quit Now Indiana referral cards.
- Special Presentations: Indiana Public Health Association Annual Meeting, Indiana Wellness Council Summit, Police Crisis Intervention Training Panel, Leadership Hendricks County Health and Human Services Panel, Plainfield Public Library Staff Narcan Training, 3 Substance Use/Addiction Education Classes at Plainfield High School.
- Outreach Team Highlights:
 - Recycled 4,000 eclipse sunglasses after eclipse to be used in South America
 - Established Tobacco Prevention & Cessation Coalition and held first official meeting
 - Launched and promoted free community mental health platform, CredibleMind
 - Collected 2,116 diapers to be distributed to community

2024 Community Outreach & Education

2024 Naloxone Rescue Kit — Grant Activity Highlights

The Hendricks County Health Department distributed 167 Nasal Naloxone Rescue Kits through a grant from the Indiana State Department of Health received in 2023. Trained around 50 Hendricks County laypersons or agency professionals in 2024, including laypersons, local community organizations and businesses, and housing facilities. The Health Department utilizes a second grant through Overdose Lifeline to provide 24/7 accessible naloxone through Naloxboxes in Brownsburg, Avon, and Plainfield. Through this program, we distributed approximately 264 doses of Naloxone in 2024.



Hendricks County Solid Waste Management District — Collaboration

Hendricks County

SAFE SHARPS

DISPOSAL PROGRAM

STEP 1

Pick up an empty sharps container at the Hendricks Co. Health Department (355 S. Washington Street, Danville)

STEP 2

Fill the sharps container with sharps (syringes, needles, lancets, etc.) only

STEP 3

Return the full sharps container to the Hendricks Co. Health Department and exchange it for an empty one


Hendricks County Health Department


Phone: (317) 745-9222

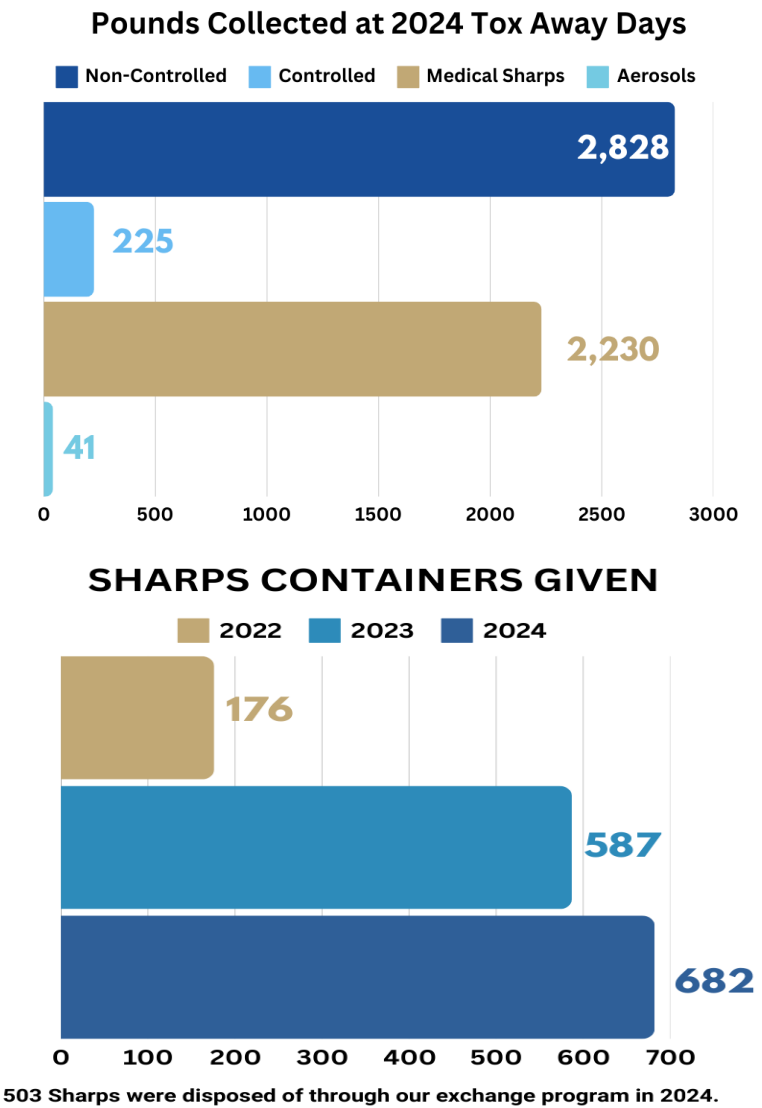
Hours: 8am-4pm, Monday-Friday

healthdepartment@co.hendricks.in.us

This program is a partnership of:

 **Hendricks County**
Solid Waste Management District

 **Public Health**
Prevent. Promote. Protect.
Hendricks County Health Department



Advertisement and Outreach Team



Sign: 822 Taken: 4/24/2024

I-70, SW of Mooresville exit, SW of Indianapolis; IN on north side. Reads west.

Health Department Vaccine Clinic Billboards

Two billboards were utilized throughout the year to advertise our vaccine clinic services. The billboard to the left is located on I-70, Southwest of Indianapolis.

HENDRICKS COUNTY HEALTH DEPARTMENT

OUTREACH TEAM

This photo was created to celebrate the Health Department having a full outreach team for the first time. It was also published on our social media channels to increase awareness about the work the team does.





2024 TIRE AMNESTY DAY



APPROXIMATE # OF TIRES COLLECTED:	2,692
# OF VEHICLES SERVED:	173
TOP ZIP CODES SERVED:	46122 46118 46112



2024 Health Partnership Updates



Hendricks County Health Partnership

Partnership Training Events—Topics

- Hosted 5 educational Workshop Briefs after Partnership Meetings on: Local Substance Use Trends, Peer Coaching, Therapeutic Art, Youth and Family Needs, and Medication-Assisted Treatment
- Hosted guest speakers to provide insight on: Suicide awareness/prevention training, Building resilient kids, minority mental health, Substance Use Recovery

Partnership Media Outreach

Facebook Page Likes: 632 Website Visitors.....23,214
 FB Views: 1,300 Website Views.....41,755
 FB Interactions: +320.6%

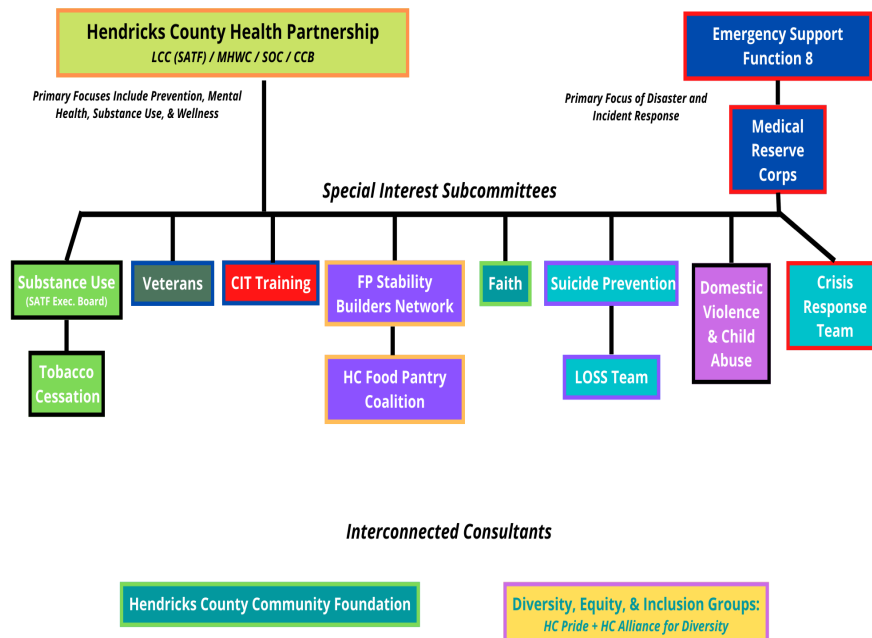
HCHP Local Coalition Updates

The Health Partnership restructured in 2022 and has continued to make great progress through its new format. The Partnership meets once a month to discuss progress on our community action plan, as well as invite speakers to share about the work they're doing. In 2024, we concluded our 2023-2024 behavioral health action plan, and met many of the goals we set. Funding was provided to community partners to address behavioral health needs utilizing an ARPA grant acquired in 2023. Monthly meetings averaged around 45 monthly attendees, but there are over 80 regularly participating partners. A new interactive version of the Community Resource Guide was created and went through Beta testing by partners, and will launch in 2025.

Partnership Accomplishments

- Finalized 2023-2024 Community Action Plan and created 2025's
- Created and beta tested New Community Resource Guide
- Hired social media manager to regularly post Partnership updates
- Completed redesignation as an Indiana Wellness Council Healthy Community
- Awarded as an official Indiana Wellness Council Healthy Community
- Recognized by Indiana Department of Health and Indiana Public Health Association for good community partnerships and presented for both
- Launched Tobacco Coalition

Hendricks County - Collaborative Efforts Flow Chart



Preparedness Year in Review 2024



- Taught 13 Stop the Bleed classes training 229 individuals and distributing basic Stop the Bleed kits to each one
- Facilitated 7 CPR courses training 72 individuals
- Attended all District 5 Healthcare Coalition monthly meetings and the spring and fall tabletop exercise
- Attended all District 5 Public Health preparedness Coordinator meetings
- Attended Emergency Preparedness meetings at Hendricks Regional Hospital
- Formed Hendricks County Public Safety Radio committee consisting of Health Department, Emergency Management, Communications Center, and Information Technology to oversee the AM radio messaging
- Continued work on Health Department Continuity of Operations planning
- Attended Hendricks County School Safety Committee meetings and took part in reunification exercises with Avon School Corporation
- Began planning meetings for Tabletop exercise that took place in November
- With Local Emergency Planning Committee (LEPC) and Emergency Management, began discussing plans for full scale exercise slated for Fall 2025
- Conducted 4 quarterly Emergency Support Function 8 committee meetings
- Attended meetings and training leading up to April 8th total eclipse
- Facilitated meetings and training that led to a completed Community Emergency Response Team (CERT) training on September 7, 14th and 21st with 14 people completing the training
- Continued recruitment efforts for Medical Reserve Corps (MRC). 15 new people were added to the roster for 2024.
- Facilitated 2 meetings with the Hendricks County Healthcare Related Facility Taskforce consisting of long-term care, assisted living, home health, dialysis, and hospice to discuss planning and preparation for the eclipse
- Attended all Hendricks County LEPC meetings
- Attended and presented a session at the National MRC summit in Chicago
- As chair of the Indiana Environmental Health Association (IEHA) Terrorism and All Hazards Preparedness Committee, facilitated a tour of the Indiana State Emergency Operations Center. Additionally brought 3 different FEMA training classes to Hendricks County training a total of 84 people
- Facilitated Safe Worship training and offered 2 sessions during the year, training 73 people.
- Participated in Red Cross Shelter training to cross train MRC members in shelter operations with 15 MRC members in attendance
- Participated in 2 Active Shooter exercises (Putnam County and Pittsboro)
- Attended and facilitated presentations at the IEHA Fall Conference
- Worked with local fire and EMS chiefs for possible MOU in future to utilize Health Department equipment if needed
- Worked with EMA to develop mass casualty plan for the county and conducted meeting to bring private ambulance service providers into the planning process
- Participated in Public Safety Day events in Brownsburg and Plainfield, National Night Out events in Brownsburg, Danville and Plainfield and Back your Badge marathon in Plainfield
- Began work with National Environmental Health Association on piloting an exercise and work force enumeration project
- Held a Personal Preparedness workshop for the public that brought the National Weather Service and the Board of Animal Health also. Discussed the need for preparedness before winter and distributed items including a hand crank weather radio/flashlight



Public Health

Prevent. Promote. Protect.

Hendricks County Health Department

**355 South Washington Street
Danville, Indiana 46122**

Environmental Health

Phone: (317) 745-9217

Fax: (317) 745-9218

Public Health Nursing

Phone: (317) 745-9222

Fax: (317) 745-9383

Healthy Families

Phone: (317) 745-9426

Fax: (317) 745-9488

www.co.hendricks.in.us/health.html

Facebook: @HendricksHealthDept

Instagram: @HendricksCountyHealthDept